




CI System Rooflight Dome F100

Technical Information



Technical Information

CI System Rooflight Dome F100

Heinrich Strunz GmbH
Zehstraße 2
95111 Rehau, Germany
Tel.: +49 (0) 9283/595-0 Fax.: -290
www.lamilux.com

Contents



2

1. Contents

2. Scope of application

2.1. General information

2.2. Key data

3. Glazing types

3.1. Glazing types

3.2. Technical data

4. Opening variants and SHEV

4.1. Opening variants

4.2. SHEV

5. Upstand

5.1. Standard GRP upstands

5.2. Model types

5.3. Additional upstands

6. Optional extras

The right to make technical changes is reserved
The copyright for this drawing is protected according to the law on copyright and associated property rights dated 9 September 1965. Any use of this drawing, particularly copying and distribution to third parties, requires our express consent. HEINRICH STRUNZ GMBH Lamilux, 95111 Rehau, Germany

Technical Information

CI System Rooflight Dome F100

Heinrich Strunz GmbH
Zehstraße 2
95111 Rehau, Germany
Tel.: +49 (0) 9283/595-0 Fax.: -290
www.lamilux.com



2.1. General information

Product description:

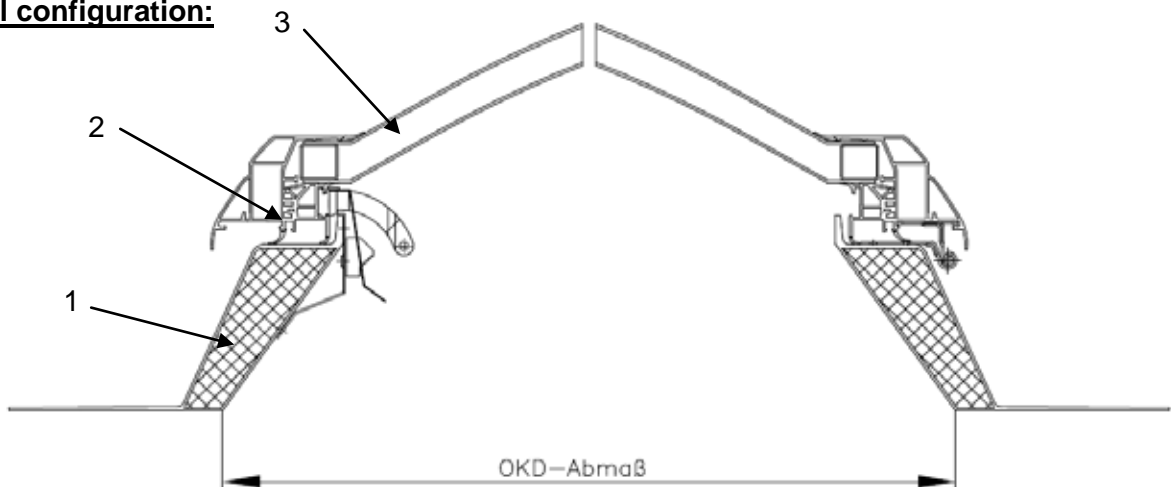
The CI System rooflight dome F100 is a component for use in flat and slightly inclined roofs. Depending on the model, the rooflight can perform the following functions:

1. **Lighting** of internal rooms by allowing daylight to pass through;
2. **Ventilation** of internal rooms with the help of various opening mechanisms; and
3. **Smoke and heat ventilation** in the event of fire, with the help of appropriate mechanisms.

Essentially, the product consists of an upstand for installation in a roof and a dome that is fixed on top of the upstand. The dome is supplied as a completely pre-assembled unit.

Different sizes, materials and model types are available to meet the specific requirements of each different project.

General configuration:



1	Upstand, insulated
2	Border frame profile with seal
3	Glazing

The right to make technical changes is reserved
The copyright for this drawing is protected according to the law on copyright and associated property rights dated 9 September 1965. Any use of this drawing, particularly copying and distribution to third parties, requires our express consent. HEINRICH STRUNZ GMBH Lamilux; 95111 Rehau, Germany

Technical Information

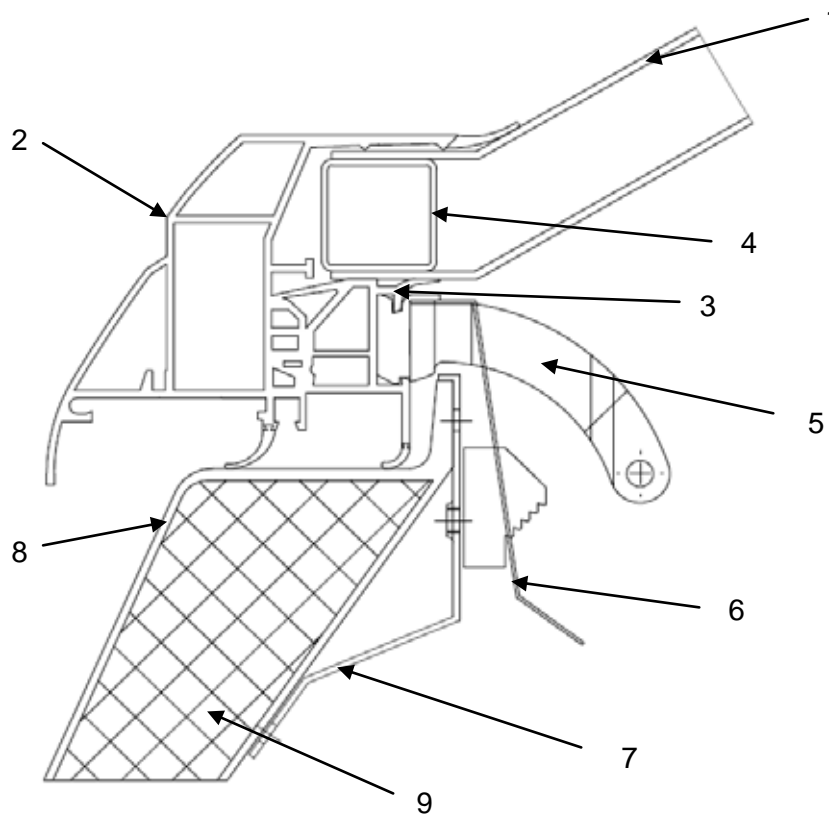
CI System Rooflight Dome F100

Heinrich Strunz GmbH
 Zehstraße 2
 95111 Rehau, Germany
 Tel.: +49 (0) 9283/595-0 Fax.: -290
 www.lamilux.com



2.1. General information

4



The right to make technical changes is reserved. The copyright for this drawing is protected according to the law on copyright and associated property rights dated 9 September 1965. Any use of this drawing, particularly copying and distribution to third parties, requires our express consent. HEINRICH STRUNZ GMBH Lamilux, 95111 Rehau, Germany

Number	Component	Material
1	Glazing	PMMA, PETG, GRP or PC
2	Border frame with seals	PVC-U, TPE (TPV)
3	Glazing bead with seal	PVC-U, TPE (TPV)
4	Spacer profile	PVC-U
5	Flap bracket	Z410
6	Flat spring closure	V2A
7	Sheet bracket	V2A
8	Upstand	GRP
9	Insulation	PU

Technical Information

CI System Rooflight Dome F100

Heinrich Strunz GmbH
 Zehstraße 2
 95111 Rehau, Germany
 Tel.: +49 (0) 9283/595-0 Fax.: -290
 www.lamilux.com

2.2. Key data



The right to make technical changes is reserved. The copyright for this drawing is protected according to the law on copyright and associated property rights dated 9 September 1965. Any use of this drawing, particularly copying and distribution to third parties, requires our express consent. HEINRICH STRUNZ GMBH Lamilux, 95111 Rehau, Germany

Upper roof edge in cm	Daylight area (m2)	Position of the ventilation device	Double, triple, or quadruple glazing in acrylic glass (PMMA) or PETG	or quadruple glazing in glass-fibre reinforced composite (GRP)	Upstand 15 cm	Upstand 30 cm	Upstand 40 cm	Upstand 50 cm	Special upstand, GRP Profile 5 corrugation 177/51	Steel plate upstand, 40 cm, insulated/ not insulated	Aluminium upstand
50/100	0,26		X	X	X	X			X	X	X
50/150	0,42		X	X	X	X		X	X	X	X
60/60	0,18		X	X	X	X	X	X	X	X	X
60/90	0,3		X	X	X	X	X	X	X	X	X
60/120	0,43		X	X	X	X			X	X	X
70/135	0,61		X	X	X			X	X	X	X
80/80	0,38		X	X	X	X	X	X	X	X	X
80/150	0,82		X	X	X	X	X	X	X	X	X
90/90	0,52		X	X	X	X	X	X	X	X	X
90/120	0,73		X	X	X	X	X	X	X	X	X
90/145	0.91/1.08*3		X	X	X				X	X	X
100/100	0,67		X	X	X	X	X	X	X	X	X
100/150	1,08		X	X	X	X	X	X	X	X	X
100/200	1,49		X	X	X	X	X	X	X	X	X
100/240	1,82		X	X	X	X	X	X	X	X	X
100/250	1,9		X	X	X	X	X	X	X	X	X
100/300	2,31		X	X	X	X		X		X	X
100/400	3,13	*2		X	X					X	X
120/120	1,04		X	X	X	X	X	X	X	X	X
120/150	1,35		X	X	X	X	X	X	X	X	X
120/180	1,65		X	X	X	X	X	X	X	X	X
120/240	2,26		X	X	X	X	X	X	X	X	X
120/250	2,37		X	X		X		X	X	X	X
120/270	2,57		X	X	X	X		X		X	X
125/125	1,15		X	X	X	X	X	X	X	X	X
125/250	2,48		X	X	X	X	X	X	X	X	X
125/470	4,84	*2		X	X					X	X
135/230	2,48		X	X	X	X			X	X	X
140/140	1,49		X	X		X	X		X	X	X
150/150	1,74		X	X	X	X	X	X	X	X	X
150/180	2,14		X	X	X	X	X	X	X	X	X
150/200	2,4		X	X	X	X	X	X	X	X	X
150/210	2,53		X	X	X	X	X	X	X	X	X
150/240	2,93		X	X	X	X	X	X	X	X	X
150/250	3,06		X	X	X	X	X	X	X	X	X
150/270	3,33		X	X	X	X	X	X		X	X
150/300	3.99*4		X	X		X	X			X	X
180/180	2,62		X	X	X	X	X	X		X	X
180/240	3,6		X	X	X	X	X	X		X	X
180/250	3,75		X	X	X	X	X	X		X	X
180/270	4,08		X	X	X	X	X	X		X	X
180/320	4,89	*2		X	X	X				X	
200/200	3,31		X	X	X	X	X	X		X	X
200/250	4,22		X	X		X				X	X
225/225	4,28			X		X		X		X	X
300/300	7,95	*2		X		X				X	X

*2 not available as ventilation model (only as locked ventilation model) *3 As a special upstand model *4 As a steep upstand model

Technical Information

CI System Rooflight Dome F100

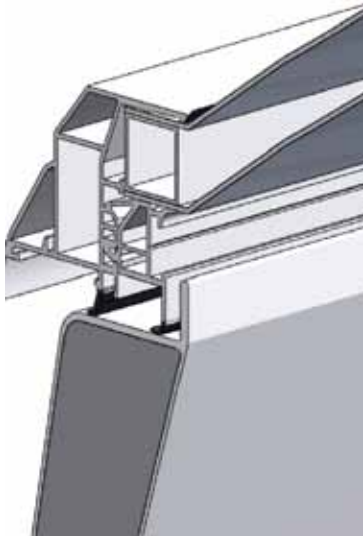
Heinrich Strunz GmbH
Zehstraße 2
95111 Rehau, Germany
Tel.: +49 (0) 9283/595-0 Fax.: -290
www.lamilux.com

3.1 Glazing types



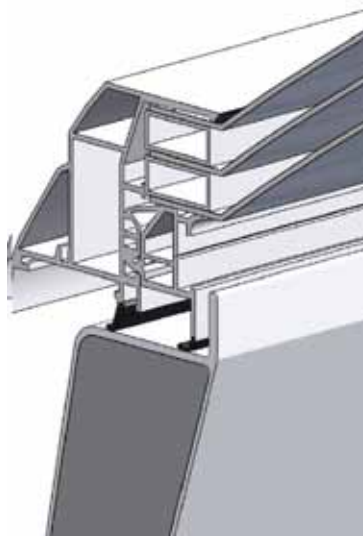
Glazing options:

Glazing layers made of PMMA (opal or transparent), PETG (opal or transparent), or GRP are available. They can be arranged as double, triple or quadruple glazing:



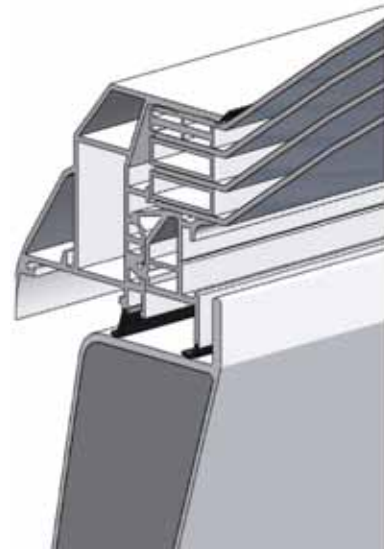
double-glazed

PMMA: Ug value = 2.7 W/(m²K)
PETG: Ug value = 2.6 W/(m²K)
GRP: Ug value = 2.6 W/(m²K)



triple-glazed

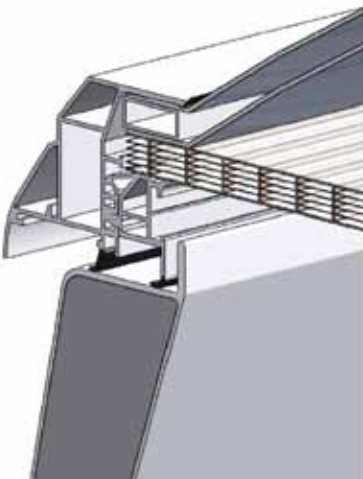
PMMA: Ug value = 1.9 W/(m²K)
PETG: Ug value = 2.0 W/(m²K)
GRP: Ug value = 1.9 W/(m²K)



quadruple-glazed

PMMA: Ug value = 1.6 W/(m²K)
PETG: Ug value = 1.7 W/(m²K)
GRP: Ug value = 1.6 W/(m²K)

The combination of two PMMA layers and one PC16 six-wall sheet:



PMMA double glazing with PC16 six-wall sheet

Ug value = 1.4 W/(m²K)

Technical Information

CI System Rooflight Dome F100

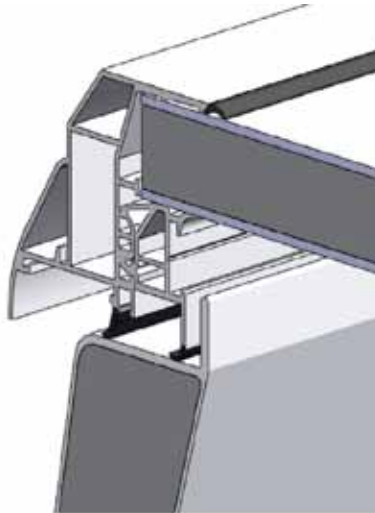
Heinrich Strunz GmbH
Zehstraße 2
95111 Rehau, Germany
Tel.: +49 (0) 9283/595-0 Fax.: -290
www.lamilux.com

3.1. Glazing types



7

The sandwich model can be used to create a version that allows no light to pass through:



Sandwich model

Ug value = 0.9 W/(m²K)

The right to make technical changes is reserved
The copyright for this drawing is protected according to the law on copyright and associated property rights dated 9 September 1965. Any use of this drawing, particularly copying and distribution to third parties, requires our express consent. HEINRICH STRUNZ GMBH Lamilux; 95111 Rehau, Germany

Technical Information

CI System Rooflight Dome F100

Heinrich Strunz GmbH
 Zehstraße 2
 95111 Rehau, Germany
 Tel.: +49 (0) 9283/595-0 Fax.: -290
 www.lamilux.com

3.2. Technical data



The right to make technical changes is reserved
 The copyright for this drawing is protected according to the law on copyright and associated property rights dated 9 September 1965. Any use of this drawing, particularly copying and distribution to third parties, requires our express consent. HEINRICH STRUNZ GMBH Lamilux, 95111 Rehau, Germany



	Material	outer layer	middle layer	Inner layer	Light transmission τ [%]	Total energy transmission g [%]	Sound index R_w, p [dB]	Heat transmittance U_g [W/m ² K]	Building material class (DIN 4102-1)	Melt and drip without burning	Hard roofing (DIN 4102-7)	Fall-through safety (BG-Prüfung)
Standard models shaded in grey	PMMA	opal	-	opal	73%	73%	24	2,7	B2	•	-	-
	PMMA	opal	-	transparent	79%	79%	24	2,7	B2	•	-	-
	PMMA	transparent	-	transparent	85%	85%	24	2,7	B2	•	-	-
	PMMA	heat-stop	-	opal	53%	43%	24	2,7	B2	•	-	-
	PMMA	heat-stop	-	transparent	56%	45%	24	2,7	B2	•	-	-
	PETG	opal	-	opal	50%	50%	24	2,6	B2 B1	•	-	during installation
	PETG	opal	-	transparent	62%	62%	24	2,6	B1	•	-	during installation
	PETG	transparent	-	transparent	77%	77%	24	2,6	B1	•	-	during installation
	GRP	translucent	-	translucent	66%	66%	24	2,6	B2	•	•	during installation
	PMMA	opal	opal	opal	64%	64%	24	1,9	B2	•	-	-
double glazing	PMMA	opal	transparent	opal	69%	69%	24	1,9	B2	•	-	-
	PMMA	opal	transparent	transparent	74%	74%	24	1,9	B2	•	-	-
	PMMA	transparent	transparent	transparent	80%	80%	24	1,9	B2	•	-	-
	PMMA	heat-stop	opal	opal	47%	30%	24	1,9	B2	•	-	-
	PMMA	heat-stop	transparent	opal	50%	31%	24	1,9	B2	•	-	-
	PMMA	heat-stop	transparent	transparent	54%	33%	24	1,9	B2	•	-	-
	PETG	opal	opal	opal	36%	36%	24	2,0	B2 B1	•	-	during installation
	PETG	opal	transparent	transparent	44%	44%	24	2,0	B2 B1	•	-	during installation
	PETG	opal	transparent	transparent	55%	55%	24	2,0	B2 B1	•	-	during installation
	PETG	transparent	transparent	transparent	68%	68%	24	2,0	B2 B1	•	-	during installation
triple glazing	GRP	nat.transp.	nat.transp.	nat.transp.	55%	58%	24	1,9	B2	•	•	during installation
	Sandwich standard	GRP	Styrodur	GRP	-	-	22	0,9	B2	•	•	continuous
SW	Sandwich noise insulation	GRP	Styrodur	GRP+UP+ steel	-	-	32	0,9	B2	•	•	continuous

Technical Information

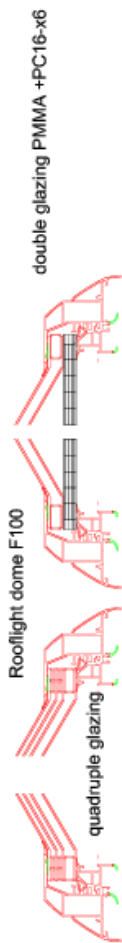
CI System Rooflight Dome F100

Heinrich Strunz GmbH
 Zehstraße 2
 95111 Rehau, Germany
 Tel.: +49 (0) 9283/595-0 Fax.: -290
 www.lamilux.com



3.2. Technical data

The right to make technical changes is reserved
 The copyright for this drawing is protected according to the law on copyright and associated property rights dated 9 September 1965. Any use of this drawing, particularly copying and distribution to third parties, requires our express consent. HEINRICH STRUNZ GMBH Lamilux, 95111 Rehau, Germany



Standard models shaded in grey		Material	outer layer	Middle layer I and II	Inner layer	Light transmission τ [%]	Total energy transmission g [%]	Sound index R_w, p [dB]	Heat transmittance U_g [W/m ² K]	Building material class (DIN 4102-1)	Melt and drip without burning	Hard roofing (DIN 4102-7)	Fall-through safety (BG-Prüfung)
quadruple glazing		PMMA	opal	transp/transp	opal	63%	63%	24	1.6	B2	•	-	-
		PMMA	transparent	transp/transp	opal	68%	68%	24	1.6	B2	•	-	-
		PMMA	transparent	transp/transp	transparent	73%	73%	24	1.6	B2	•	-	-
		PMMA	heat-stop	transp/transp	opal	46%	29%	24	1.6	B2	•	-	-
		PMMA	heat-stop	transp/transp	transparent	51%	28%	24	1.6	B2	•	-	-
		PETG	opal	transp/transp	transparent	39%	39%	24	1.6	B2	•	-	during installation
		PETG	transparent	transp/transp	opal	49%	49%	24	1.6	B2	•	•	during installation
		PETG	transparent	transp/transp	transparent	61%	61%	24	1.6	B2	•	•	during installation
		GRP	translucent	2xtranslucent	translucent	44%	44%	24	1.6	B2	•	•	during installation
		PMMA+PC16	opal	transparent	opal	39%	39%	24	1.3	B2	•	-	-
double glazing PMMA +PC16-x6		PMMA+PC16	transparent	transparent	transparent	51%	51%	24	1.3	B2	•	-	-

Technical Information

CI System Rooflight Dome F100

Heinrich Strunz GmbH
Zehstraße 2
95111 Rehau, Germany
Tel.: +49 (0) 9283/595-0 Fax.: -290
www.lamilux.com

4.1. Opening variants



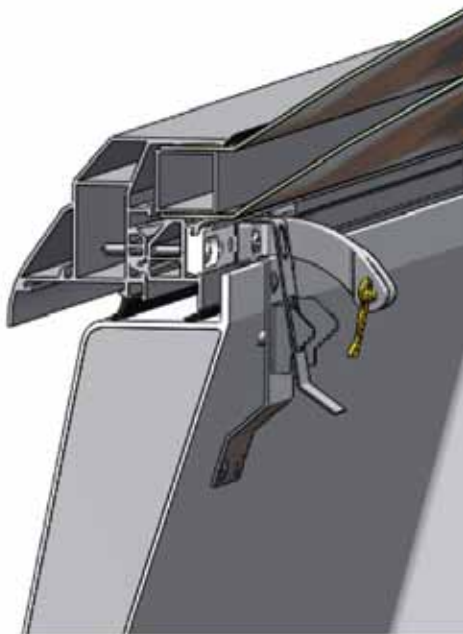
10

Opening variants:

The rooflight can be installed as a locked ventilation model or a ventilation model.

Locked ventilation:

With the locked ventilation model, the rooflight dome is permanently fixed to the upstand via a flat spring closure and can be opened from the outside and the inside in just a few easy steps.



Flat spring closure

The right to make technical changes is reserved
The copyright for this drawing is protected according to the law on copyright and associated property rights dated 9 September 1965. Any use of this drawing, particularly copying and distribution to third parties, requires our express consent. HEINRICH STRUNZ GMBH Lamilux; 95111 Rehau, Germany

Technical Information

CI System Rooflight Dome F100

Heinrich Strunz GmbH
Zehstraße 2
95111 Rehau, Germany
Tel.: +49 (0) 9283/595-0 Fax.: -290
www.lamilux.com

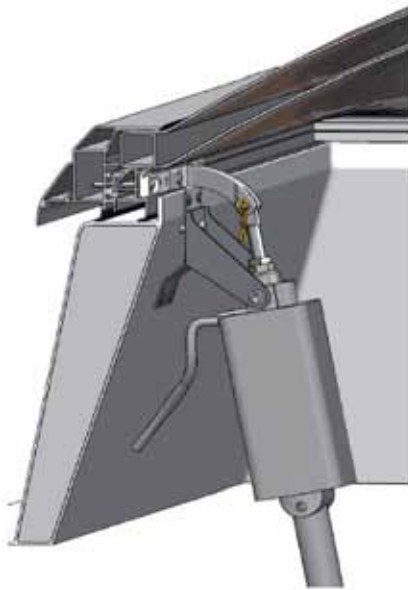


4.1. Opening variants

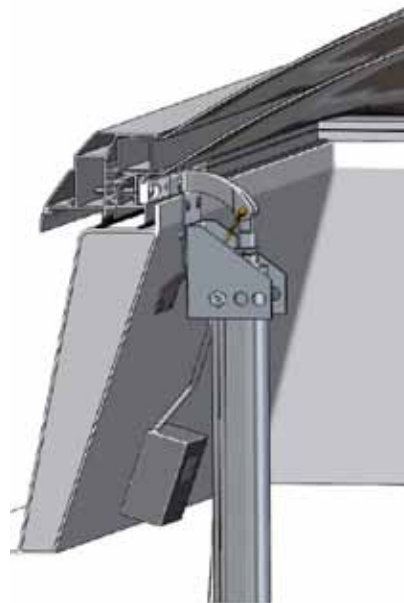
11

Ventilation:

There are various models available:



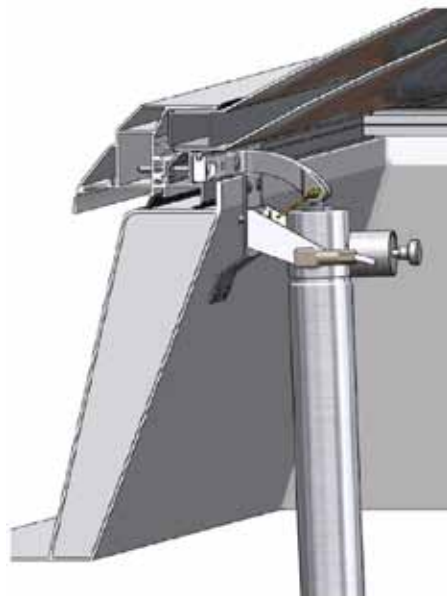
230V motor



24V motor



Manual opener



Pneumatic cylinder

The right to make technical changes is reserved
The copyright for this drawing is protected according to the law on copyright and associated property rights dated 9 September 1965. Any use of this drawing, particularly copying and distribution to third parties, requires our express consent. HEINRICH STRUNZ GMBH Lamilux, 95111 Rehau, Germany

Technical Information

CI System Rooflight Dome F100

Heinrich Strunz GmbH
 Zehstraße 2
 95111 Rehau, Germany
 Tel.: +49 (0) 9283/595-0 Fax.: -290
 www.lamilux.com

4.1. Opening variants



Rooflight dome F100 options

Upper roof edge in cm	Hinge side	Opener side	Solo	Tandem	Ventilation	No ventilation	Slot-in hinge	Pin hinge
50 x 100	S	PVC	X		X		2	
50 x 150	S	PVC	X		X		2	
60 x 60		PVC	X		X		2	
60 x 90	S	PVC	X		X		2	
60 x 120	S	PVC	X		X		2	
70 x 135	S	PVC	X		X		2	
80 x 80		PVC	X		X		2	
80 x 150	S	PVC	X		X		2	
90 x 90		PVC	X		X		2	
90 x 120	S	PVC	X		X		2	
90 x 145	S	PVC	X		X		2	
100 x 100		PVC	X		X		2	
100 x 150	S	PVC	X		X		2	
100 x 200	S	PVC	X		X			2
100 x 240	S	PVC	X		X			2
100 x 250	S	PVC	X		X			2
100 x 300	L	PVC-GRP		X	X			4
100 x 400	L	PVC-GRP				X		4
120 x 120		PVC	X		X		2	
120 x 150	S	PVC	X		X		2	
120 x 180	S	PVC	X		X		2	
120 x 240	S	PVC	X		X			2
120 x 250	S	PVC	X		X			2
120 x 270	S	PVC	X		X			2
125 x 125		PVC	X		X		2	
125 x 250	S	PVC	X		X			2
125 x 470	L	PVC-GRP				X		4
135 x 230	S	PVC	X		X			2
140 x 140		PVC	X		X		2	
150 x 150		PVC	X		X		2	
150 x 180	S	PVC	X		X		2	
150 x 200	S	PVC	X		X			2
150 x 210	S	PVC	X		X			2
150 x 240	S	PVC	X		X			2
150 x 250	S	PVC	X		X			2
150 x 270	L	PVC-GRP		X	X			4
150 x 300	L	PVC-GRP		X	X			4
180 x 180		PVC-GRP	X		X		2	
180 x 240	L	PVC-GRP		X	X			4
180 x 250	L	PVC-GRP		X	X			4
180 x 270	L	PVC-GRP		X	X			4
180 x 320	L	PVC-GRP				X		4
200 x 200		PVC-GRP		X	X			4
200 x 250	L	PVC-GRP		X	X			4
225 x 225		PVC-GRP		X	X			4
300 x 300		PVC-GRP				X		4

L = long side, S = short side, X = basic model

The right to make technical changes is reserved. The copyright for this drawing is protected according to the law on copyright and associated property rights dated 9 September 1965. Any use of this drawing, particularly copying and distribution to third parties, requires our express consent. HEINRICH STRUNZ GMBH Lamilux, 95111 Rehau, Germany

Technical Information

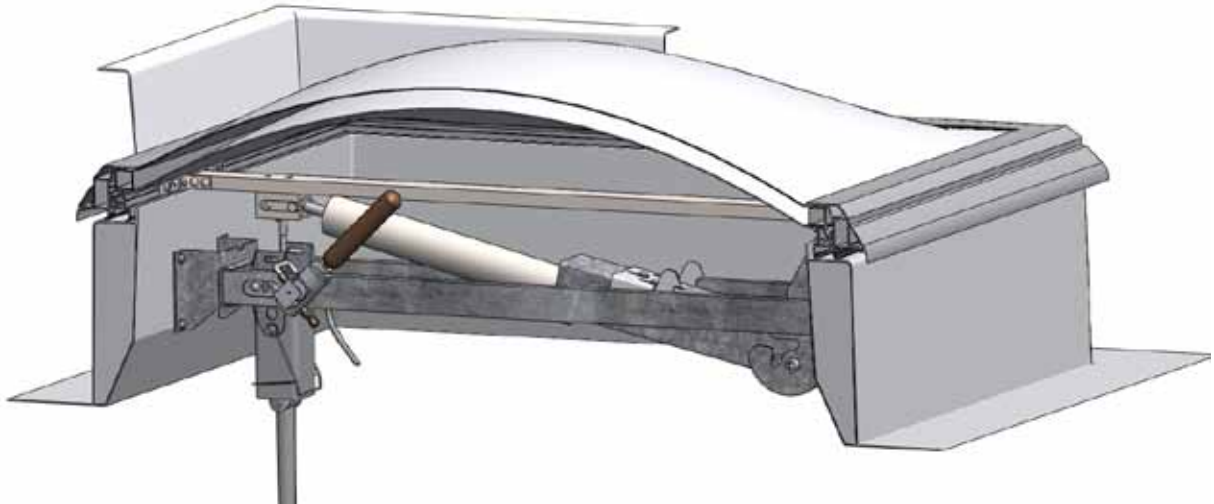
CI System Rooflight Dome F100

Heinrich Strunz GmbH
 Zehstraße 2
 95111 Rehau, Germany
 Tel.: +49 (0) 9283/595-0 Fax.: -290
 www.lamilux.com

4.2. SHEV



Smoke and heat ventilation systems:



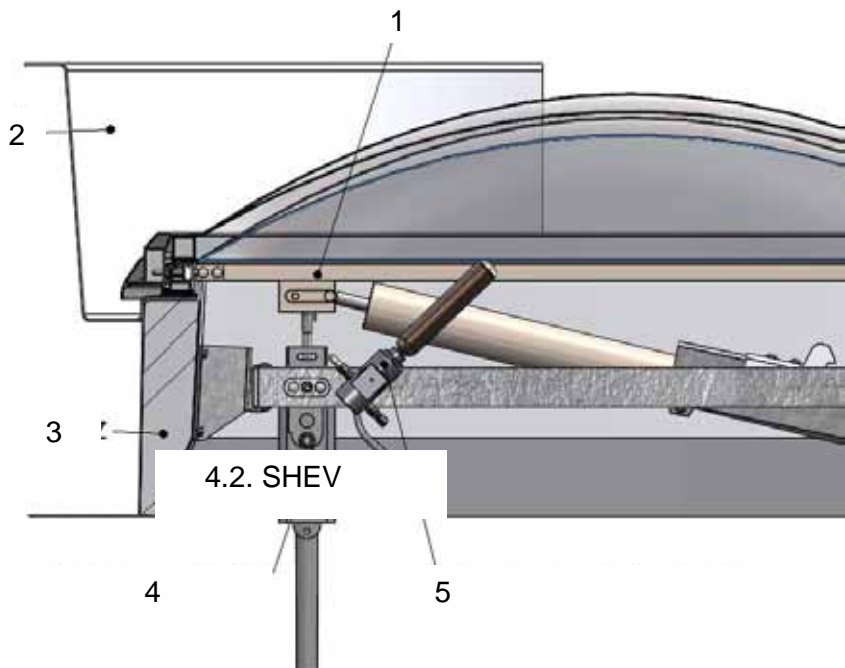
The smoke and heat ventilation system can be opened and closed with CO₂ (80g each, plus the volume in the CO₂ line) or, for functions testing, with compressed air at 6 to 8 bar. The system is activated electronically or by CO₂.

An additional "close" function can be provided as an optional extra, which allows you to close the SHEV system remotely, in the event of a false alarm or after a functions test, without having to climb onto the roof.

Rooflight domes with SHEV systems are also available as ventilation models.

The right to make technical changes is reserved. The copyright for this drawing is protected according to the law on copyright and associated property rights dated 9 September 1965. Any use of this drawing, particularly copying and distribution to third parties, requires our express consent. HEINRICH STRUNZ GMBH Lamilux, 95111 Rehau, Germany

1	Tie-bar with opening device
2	Wind baffle
3	Steep upstand
4	Ventilation motor
5	Thermo release device



Technical Information

CI System Rooflight Dome F100

Heinrich Strunz GmbH
 Zehstraße 2
 95111 Rehau, Germany
 Tel.: +49 (0) 9283/595-0 Fax.: -290
 www.lamilux.com



Drive options for rooflight dome F100 (SHEV)

Upper roof edge in cm	Hinge side	Opener side	Pneumatic drives			Electrical drives		Pin hinge
			Solo	Tandem bolt	Tandem SHEV fitting	Solo	Tandem SHEV fitting	
100 x 100		PVC	X			X		2
100 x 150	L	PVC	X			X		2
100 x 200	L	PVC-GRP	X	O		X		4
100 x 240	L	PVC-steel	X	O			X	4
100 x 250	L	PVC-steel	X	O			X	4
100 x 300	L	PVC-steel			X		X	4
120 x 120		PVC	X			X		2
120 x 150	L	PVC	X			X		2
120 x 180	L	PVC-GRP	X	O		X		4
120 x 240	L	PVC-steel	X	O			X	4
120 x 300	L	PVC-steel			X		X	4
125 x 125		PVC	X			X		2
125 x 250	L	PVC-steel	X	O			X	4
150 x 150		PVC	X			X		2
150 x 180	L	PVC-GRP	X	O			X	4
150 x 200	L	PVC-GRP	X	O			X	4
150 x 210	L	PVC-steel	X	O			X	4
150 x 240	L	PVC-steel	X	O			X	4
150 x 250	L	PVC-steel	X	O			X	4
150 x 300	L	PVC-steel			X		X	4
180 x 180		PVC-GRP	X	O				4
180 x 240	L	PVC-steel	X	O				4
180 x 250	L	PVC-steel	X	O				4
180 x 270	L	PVC-steel			X			4
180 x 300	L	PVC-steel			X			4
200 x 200		PVC-GRP	X	O				4

L = long side, S = short side, X = basic model, O = available as an optional extra

5.1. Standard GRP upstands

GRP upstand:

The right to make technical changes is reserved. The copyright for this drawing is protected according to the law on copyright and associated property rights dated 9 September 1965. Any use of this drawing, particularly copying and distribution to third parties, requires our express consent. HEINRICH STRUNZ GMBH Lamilux, 95111 Rehau, Germany

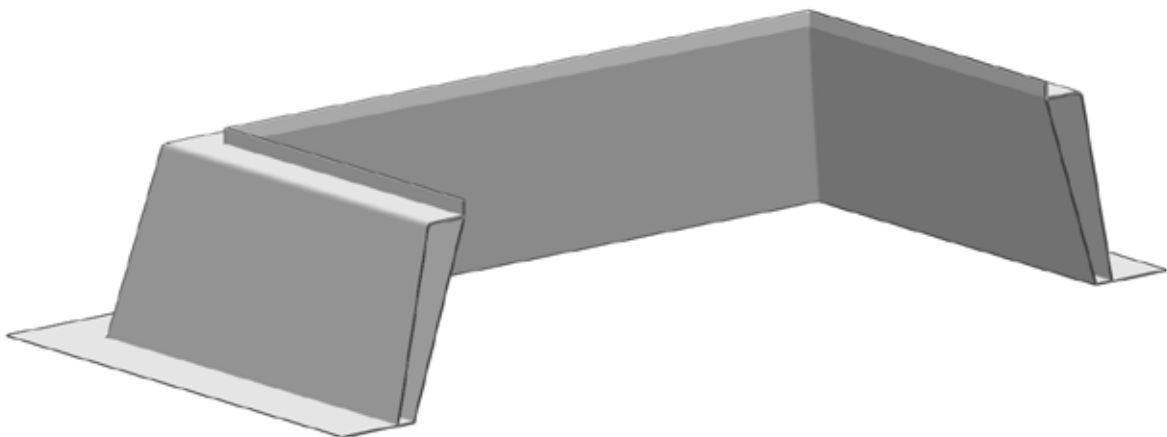
Technical Information

CI System Rooflight Dome F100

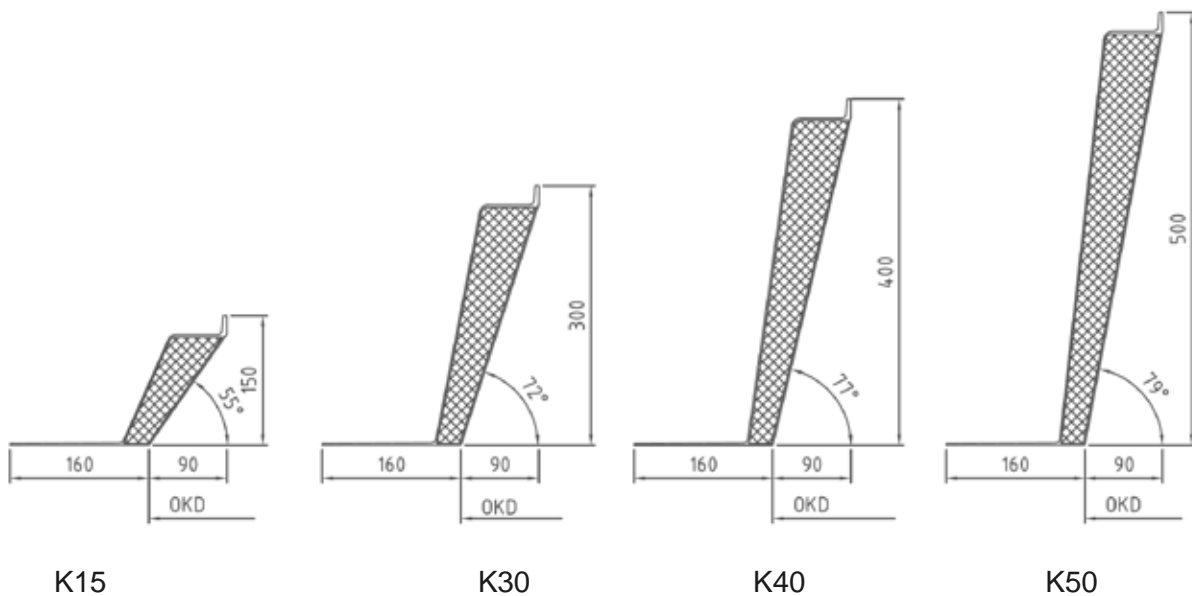
Heinrich Strunz GmbH
Zehstraße 2
95111 Rehau, Germany
Tel.: +49 (0) 9283/595-0 Fax.: -290
www.lamilux.com



The composite upstand is used for installation in the roof. It is made of glass-fibre reinforced composite (GRP), pigmented white throughout (similar to RAL 9010) and is heat-insulated with rigid foam (polyurethane). The upstand is available in various heights between 15 cm and 50 cm.



Angled geometry:



The right to make technical changes is reserved
The copyright for this drawing is protected according to the law on copyright and associated property rights dated 9 September 1965. Any use of this drawing, particularly copying and distribution to third parties, requires our express consent. HEINRICH STRUNZ GMBH Lamilux; 95111 Rehau, Germany

Technical Information

CI System Rooflight Dome F100

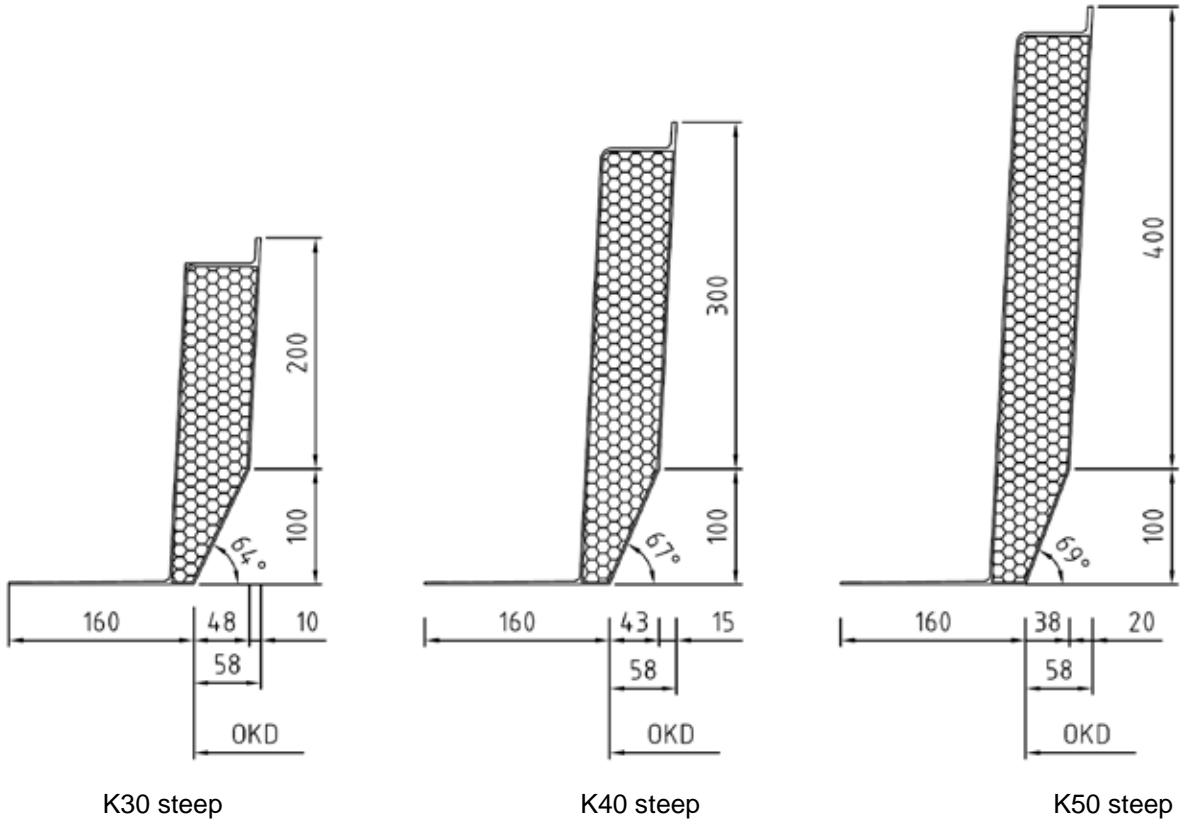
Heinrich Strunz GmbH
Zehstraße 2
95111 Rehau, Germany
Tel.: +49 (0) 9283/595-0 Fax.: -290
www.lamilux.com



5.1. Standard GRP upstands

Angled (K30 to K50) or steep upstands are used for rooflight domes that have a SHEV system.

Steep geometry:



The right to make technical changes is reserved
The copyright for this drawing is protected according to the law on copyright and associated property rights dated 9 September 1965. Any use of this drawing, particularly copying and distribution to third parties, requires our express consent. HEINRICH STRUNZ GMBH Lamilux, 95111 Rehau, Germany

Technical Information

CI System Rooflight Dome F100

Heinrich Strunz GmbH
Zehstraße 2
95111 Rehau, Germany
Tel.: +49 (0) 9283/595-0 Fax.: -290
www.lamilux.com

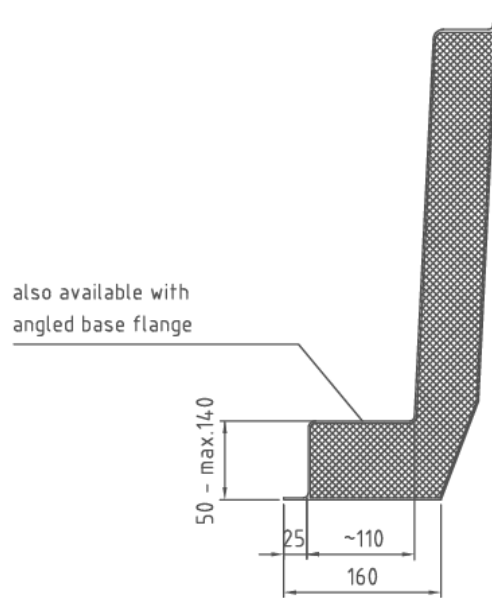
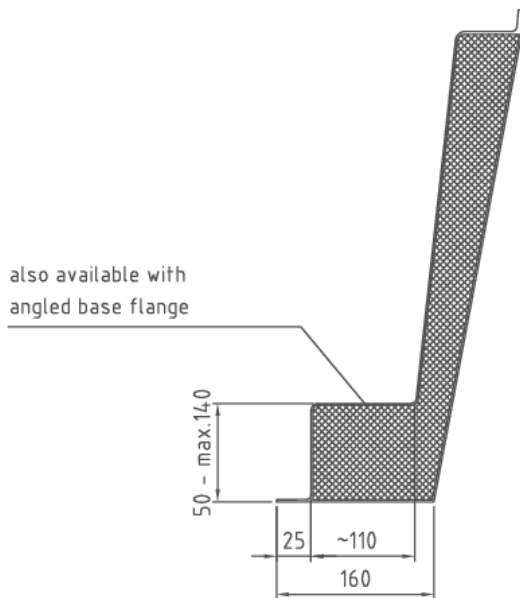


5.2. Model types

Model types


Heat insulated base flange:

This model can be used with all angled and steep upstands.



Different heightening elements:

Heightening elements can be mounted on different upstands making it possible to renovate the roof and add additional heat insulation layers without having to replace the existing upstand.



The right to make technical changes is reserved
The copyright for this drawing is protected according to the law on copyright and associated property rights dated 9 September 1965. Any use of this drawing, particularly copying and distribution to third parties, requires our express consent. HEINRICH STRUNZ GMBH Lamilux, 95111 Rehau, Germany

Technical Information

CI System Rooflight Dome F100

Heinrich Strunz GmbH
Zehstraße 2
95111 Rehau, Germany
Tel.: +49 (0) 9283/595-0 Fax.: -290
www.lamilux.com



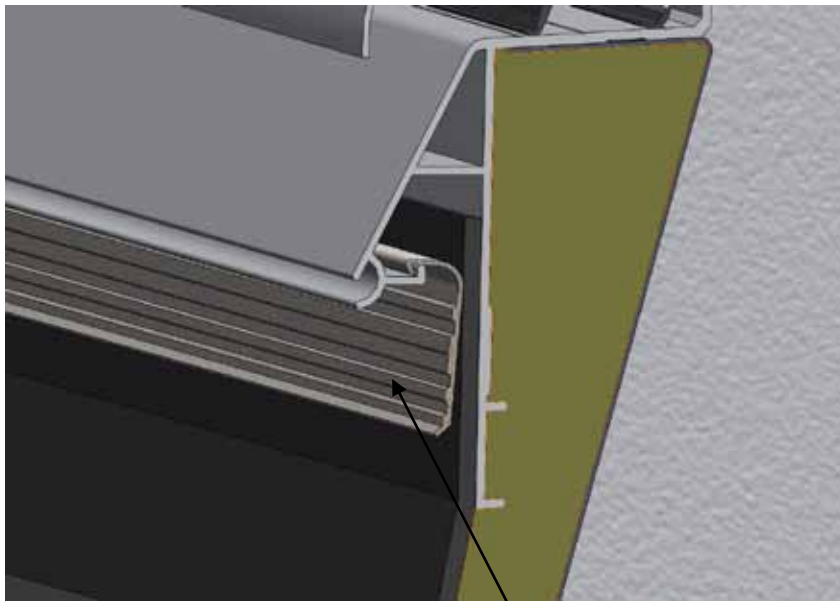
5.3. Additional upstands

18

Types of attachment:

Foil connection:

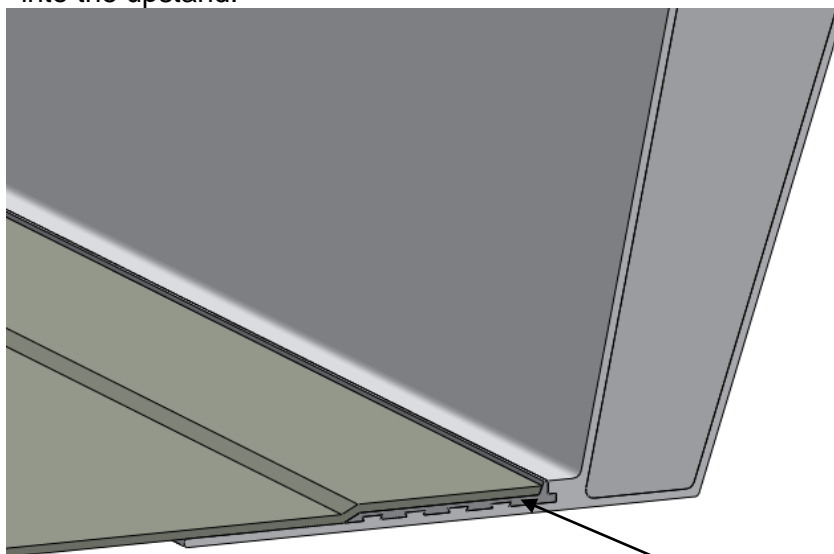
The roof sheeting continues up the outer sides of the upstand and is fixed with an aluminium clamping strip.



Clamping strip for foil connection

Hard PVC connecting rail:

The roof sheeting is welded to the upstand. In this case, a PVC connecting rail is incorporated into the upstand.



Hard PVC connecting rail

The right to make technical changes is reserved
The copyright for this drawing is protected according to the law on copyright and associated property rights dated 9 September 1965. Any use of this drawing, particularly copying and distribution to third parties, requires our express consent. HEINRICH STRUNZ GMBH Lamilux; 95111 Rehau, Germany

Technical Information

CI System Rooflight Dome F100

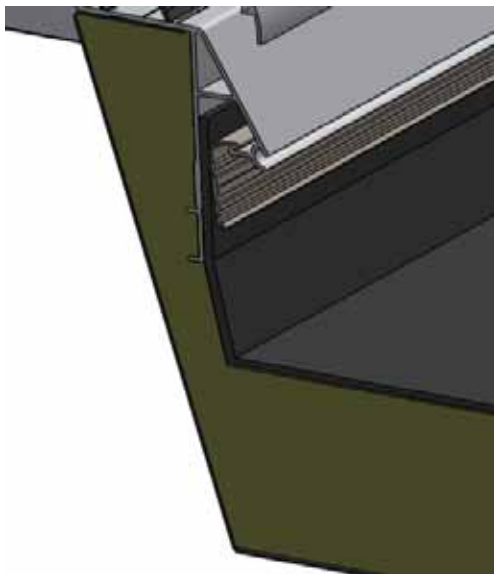
Heinrich Strunz GmbH
Zehstraße 2
95111 Rehau, Germany
Tel.: +49 (0) 9283/595-0 Fax.: -290
www.lamilux.com



Additional upstands:

Steel sheet upstands:

Upstands can also be made of steel sheet. These upstands are fitted with a PVC top section to prevent thermal bridges.

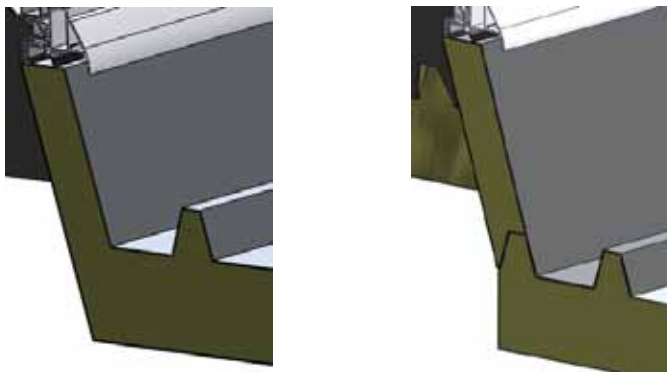


Steel sheet upstand with push-on connection system

Aluminium upstands:

We supply aluminium upstands to match your building and steel system. Profiled base flanges and profiled base flanges with heat insulation in the base flange area are possible (inner and outer shell joined and sealed by welding).

Aluminium upstands are suitable only for buildings with no heat insulation requirements. Condensation may form on the indoor surfaces.



The right to make technical changes is reserved
The copyright for this drawing is protected according to the law on copyright and associated property rights dated 9 September 1965. Any use of this drawing, particularly copying and distribution to third parties, requires our express consent. HEINRICH STRUNZ GMBH Lamilux, 95111 Rehau, Germany

Technical Information

CI System Rooflight Dome F100

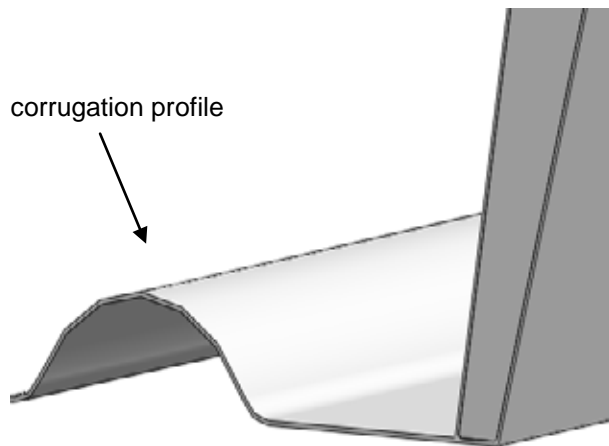
Heinrich Strunz GmbH
Zehstraße 2
95111 Rehau, Germany
Tel.: +49 (0) 9283/595-0 Fax.: -290
www.lamilux.com

5.3. Additional upstands

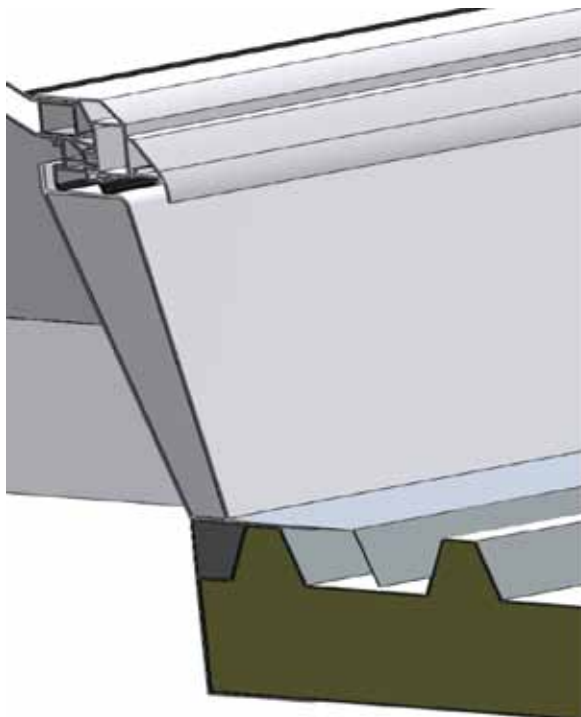


GRP upstand with corrugation profile:

A special GRP upstand is available for corrugated roofs. It has a corrugated shape that fits to the roof perfectly.



GRP upstand with angled base flange:



The right to make technical changes is reserved
The copyright for this drawing is protected according to the law on copyright and associated property rights dated 9 September 1965. Any use of this drawing, particularly copying and distribution to third parties, requires our express consent. HEINRICH STRUNZ GMBH Lamilux; 95111 Rehau, Germany

Technical Information

CI System Rooflight Dome F100

Heinrich Strunz GmbH
Zehstraße 2
95111 Rehau, Germany
Tel.: +49 (0) 9283/595-0 Fax.: -290
www.lamilux.com

6. Optional extras



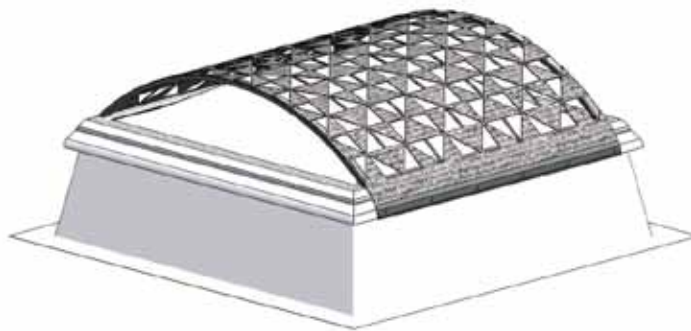
21

Optional extras:

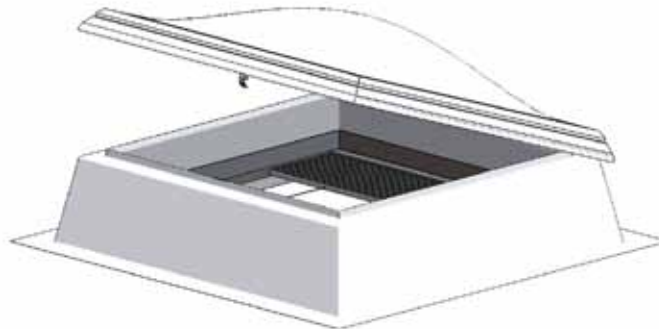
The following optional features are available:

1. Shade systems

a) Deciduous tree sheeting (fixed external shading)



b) Cosiflor (adjustable, internal shade systems)



The right to make technical changes is reserved
The copyright for this drawing is protected according to the law on copyright and associated property rights dated 9 September 1965. Any use of this drawing, particularly copying and distribution to third parties, requires our express consent. HEINRICH STRUNZ GMBH Lamilux; 95111 Rehau, Germany

Technical Information

CI System Rooflight Dome F100

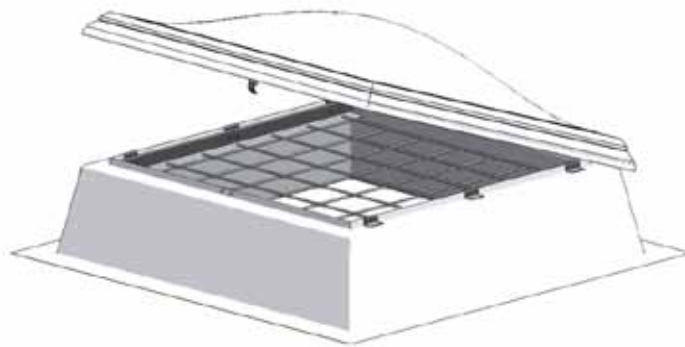
Heinrich Strunz GmbH
Zehstraße 2
95111 Rehau, Germany
Tel.: +49 (0) 9283/595-0 Fax.: -290
www.lamilux.com

6. Optional extras

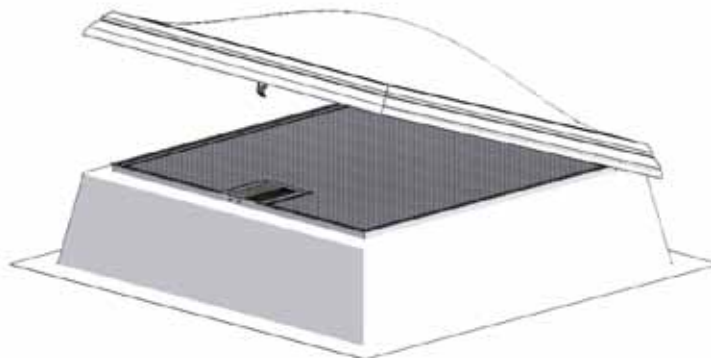


22

2. Fall through protection (protection against forced entry)



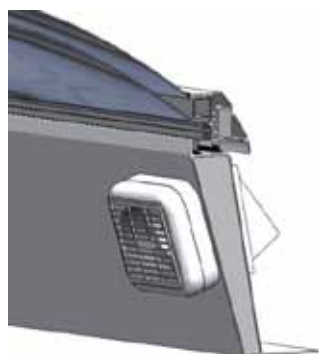
3. Insect protection



4. Ventilation

a) Ventilator / small space ventilation unit

Upstands can be fitted with a small space ventilation unit (K30-K50) or a ventilator (K50) for ventilating internal rooms.



The right to make technical changes is reserved
The copyright for this drawing is protected according to the law on copyright and associated property rights dated 9 September 1965. Any use of this drawing, particularly copying and distribution to third parties, requires our express consent. HEINRICH STRUNZ GMBH Lamilux; 95111 Rehau, Germany

Technical Information

CI System Rooflight Dome F100

Heinrich Strunz GmbH
Zehstraße 2
95111 Rehau, Germany
Tel.: +49 (0) 9283/595-0 Fax.: -290
www.lamilux.com



23

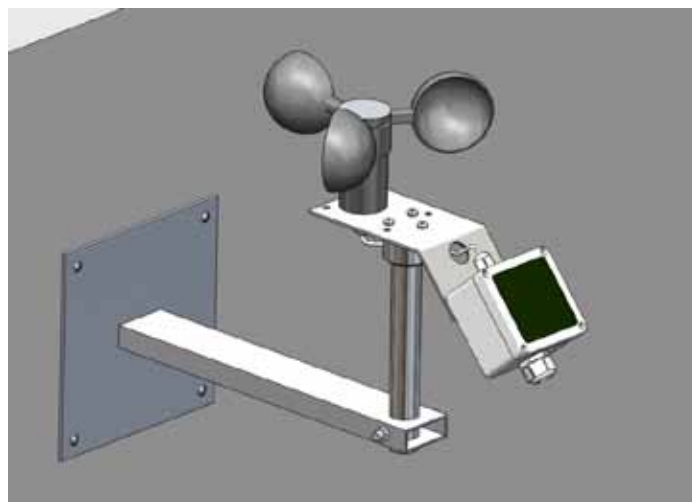
5. Roof entry hatch / roof exit hatch:

Special devices can be fitted to allow the dome to be opened from one side to allow access from or to the roof. The dome can be opened by approximately 90° with the manually operated device and by approximately 75° with the electronically operated device.



6. Wind/rain sensor

All ventilation rooflight domes should be fitted with an automatic closing system that closes the dome in rainy and windy conditions.



The right to make technical changes is reserved
The copyright for this drawing is protected according to the law on copyright and associated property rights dated 9 September 1965. Any use of this drawing, particularly copying and distribution to third parties, requires our express consent. HEINRICH STRUNZ GMBH Lamilux; 95111 Rehau, Germany