



plan your professional staircase yourself

EHLVA[®]
advanced modular stair system

Ehleva, how to combine easy assembly and suitability for any enviro



spiral staircases

pag 10

pag 14

pag 16

pag 18

fusion

vogue

motion

optima



open staircases

pag 26

vector 70

vector 83



How to combine easy assembly and suitability for any environment and ensure the prompt availability of the product requested?

Easy with Ehleva



All this is now possible with the new EHLEVA staircase kit line! The staircases of the EHLEVA line were designed to provide the best solutions to meet the most common needs of customers. All these products are **easy to assemble** and always available in stock.

The available range of models and colours to provide the most suitable customised versions for any environment.

The size is no longer an obstacle thanks to the high **flexibility of EHLEVA products, which allows them to be adjusted to environments of any size.**

The staircases are manufactured with state-of-the-art materials and all their details are carefully studied so as to comply with the **newest design** trends and meet both classic and modern tastes. After all, the combination of beauty and simplicity has always been successful...

professional solutions ensuring maximum adjustability

Easy with Ehleva



What are the available sizes of the EHLEVA staircases?

The answer is: any size!

Each model in this catalogue is actually a modular system:

you can easily find a solution suitable for your needs in terms of size.

Thanks to their remarkable **versatility**, each EHLEVA model may be adjusted to any need in terms of space: **tall staircases are adjustable in terms of height and modular models also allow adjusting their tread.**

A clockwise or anti-clockwise winding rotation may be implemented also during the installation.

ment and ensure the prompt availability of the product requested?



pag 30

pag 40



pag 42

stilo 70

stilo 83

venus

vision



All the solutions you need are held in stock
Easy with Ehleva



Choosing quality today translates into investing in the future.

Over a certain period of time starting from the purchase date, EHLEVA will ensure that all the elements composing the system remain available.

In the future, this important service will allow you to easily find the elements or accessories to complement, expand or modify your staircase.

That is why you may claim to be the real designer of your EHLEVA staircase.

www.ehleva.com 



Quality staircase kits, always nicely adaptable to all

1

A kit to make you save money



Quality design and value for money

Bringing it home and building it yourself; this is the time you start saving and the “very first bonus of the assembly kit”, but that’s not all. The clean design, the choice of durable, quality materials are an investment in the future of your staircase, and above all you can rest assured you will have actually saved money.

2

An extensive catalogue to pick and choose from



The catalogue, a valuable tool...

Consult the catalogue, it’s an excellent starting point. You can view a wide selection of materials, colours, and models. You will find lots of useful tips to choose the staircase that will perfectly meet your needs.

3

Assembly, but that’s too easy!



...and you see it also on TV

In the assembly box, you will not just find the instruction insert. We thought that nothing is easier than building something while you see how it is done. That’s why EHLEVA has produced a DVD showing you how to assemble the staircase, step by step, so you can watch it on TV or on your PC. You will find out that building a staircase is not just easy but fun too. This is a smart design that enables you to use your staircase in less than one day.

4

The best places to shop



Buy now, and the advantages will never end...

Having more time to feel sure about your choice, making life even nicer, saving on what you can do yourself. This is what we want to offer to people who share our passion for staircases. In our shops, you will always find lots of advantages to indulge your longing for the good life, all the latest EHLEVA news, the catalogues and the staff who will help you make your choice.

5

Easy to carry



Load it up in your car or have it delivered at home...

You don’t have to rent a van, the assembly kit is contained in a box and, if you have a medium-large car boot, you can take it away yourself. But, to make things even easier, we offer a home delivery service too.

6

Advantages made to last



Our guarantees

As provided by the law, all of EHLEVA products are covered by a two-year warranty. The kits in stock, always at hand, are one further guarantee that EHLEVA will never let you down. In the kit box as well as on the website, you will find lots of tips to help your new staircase stay new forever.

And this too is synonym with quality.

your needs, always easy and fun to assemble



Professional and adaptable



They mean the same here!

Each one of our EHLEVA staircase kits is an extensive modular system; you can find solutions to fit any hole or landing. You can even angle the staircase in any upwards direction, clockwise or anticlockwise, and you can do that even while you are assembling it. It is in these things that you can see the professionalism we put into our designs.



www.ehleva.com An exhaustive website designed to help



Permanently online catalogue

The updated catalogues with technical data which you can consult comfortably at home, and if you want to send us a picture of your staircase, it will be published on the site.



Quality materials chosen to please



A special eye for materials

Building staircases means knowing the materials, including such different ones as wood, aluminium and steel as well as the latest-generation synthetic compounds. In addition to the steps, the handrails too are made of solid beech-wood sections. We conduct all sorts of tests, and our staircases undergo strength and endurance tests to guarantee you all the safety you need.



Structural stability you rely on



Building safe staircases

The DVD with the instruction video will not make things easier for you, it will also enable you to build a safe staircase. This is because we have designed, engineered and tested them to offer you guaranteed stability, more than enough to contain the enthusiasm of all your family.







EHLEVA

**SPIRAL
STAIRCASES
RANGE**

SPIRAL staircases

GENERAL TECHNICAL FEATURES

Fusion - Motion - Optima - Vogue

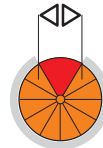
The Ehleva spiral-staircases combine versatility, thanks to the universal landing and the flexibility in terms of height and diameter and aesthetical solutions suitable to any environment.



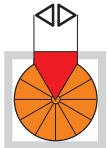
ø stair



ø well opening



landing



SPIRAL STAIRCASES-120
SPIRAL STAIRCASES-140
SPIRAL STAIRCASES-160

120
140
160

121 - 140
141 - 160
161 - 180

72,4
78,9
84,9

83,2
88,9
94,3

Recommended well size: at least 5 cm bigger than the diameter of the staircase



13 risers

Standard kit

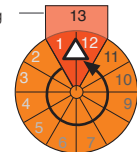
h 273,5-303,5 cm



ø120



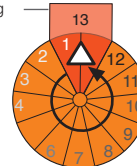
landing



ø140 - ø160



landing



TREADS - HANDRAIL

Natural Beech

Beech light chestnut

BANISTER-STRUCTURE

White

Grey

Black

PACKAGING



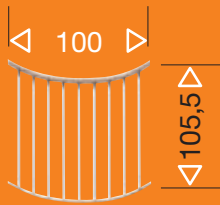
Dim: cm.110x93x74 - **Weight:** from Kg. 190 to 250 - **Volume:** m³ 0,77

Motion-Optima ø160:

Dim: cm.110x97x100 - **Volume:** m³ 1,03

Kit balustrade protection for circular or square well

- 9 spindels (Fusion, Motion, Optima)
- 4 spindles (Vogue)
- Only square balustrade For Optima stair

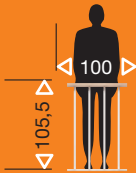


kit circular balustrade
(1 kit = 1 m)



Diagram of composition circular balustrade
(1 kit = 1 m)

Example: If the circular well is comprised between 121-140, you will need a circular balustrade with diameter 150. For a whole turn, excluding the landing, I need 4 kit (4 m).



Kit balustrade protection for
circular or square well
with 4 spindles



Kit straight balustrade
(1 kit = 1 m)

Kit additional steps

for a maximum height of 350 cm



+1 kit riser
294,5-327



+2 kit riser
315,5-350,5 cm

FUSION





FUSION

Spiral staircase with steps in massive beech. Adjustable stair height, universal landing to be fitted to wells of any shape: round, square or for mezzanine floors.



FUSION-120

120

121 - 140

72,4

83,2

FUSION-140

140

141 - 160

78,9

88,9

FUSION-160

160

161 - 180

84,9

94,3

Recommended well size: at least 5 cm bigger than the diameter of the staircase

Treads and handrail:
colour:
Natural Beech
Banister and structure:
White



Treads and handrail:
colour: **Beech light chestnut**
Banister and structure: **Grey**

Treads and handrail:
colour:
Natural Beech
Banister and structure:
Black



HANDRAIL
MADE
OF MASSIVE
WOOD





EHLEVA

VOGUE

Spiral staircase with steps in massive beech.

Adjustable stair height, universal landing to be fitted to wells of any shape: round, square or for mezzanine floors.



∅ stair

∅ well opening

landing

VOGUE-120

120

121 - 140

72,4

83,2

VOGUE-140

140

141 - 160

78,9

88,9

VOGUE-160

160

161 - 180

84,9

94,3

Recommended well size: at least 5 cm bigger than the diameter of the staircase

Treads and handrail:
colour:
Natural Beech
Banister and structure:
Grey



Treads and handrail:
beech; colour: **Light Chestnut**
Banister and structure: **Gray**



Treads and handrail:
colour:
Natural Beech
Banister and structure:
Black



HANDRAIL
MADE
OF MASSIVE
WOOD





EHLEVA

MOTION

Steel spiral staircase. Adjustable stair height, universal landing to be fitted to wells of any shape: round, square or for mezzanine floors.



ø stair

ø well opening

landing

MOTION-120

120

121 - 140

72,4

83,2

MOTION-140

140

141 - 160

78,9

88,9

MOTION-160

160

161 - 180

84,9

94,3

Recommended well size: at least 5 cm bigger than the diameter of the staircase

Treads and handrail:
colour: **Black**
Banister and structure:
White



Treads and handrail:
colour: **Black**
Banister and structure:
Grey



Treads and handrail:
colour: **Black**
Banister and structure:
Black





EHLEVA

OPTIMA

Steel spiral staircase with hot galvanized metal parts.
Adjustable stair height, universal landing to be fitted to wells of any shape: round, square or for mezzanine floors.



	ø stair	ø well opening	landing	
OPTIMA-120	120	121 - 140	72,4	83,2
OPTIMA-140	140	141 - 160	78,9	88,9
OPTIMA-160	160	161 - 180	84,9	94,3

Recommended well size: at least 5 cm bigger than the diameter of the staircase



Handrail:
colour: **Black**
Treads, banister and
structure:
Hot galvanized metal



advanced modular stair system





EHLEVA





EHLEVA

**OPEN
STAIRCASES
RANGE**

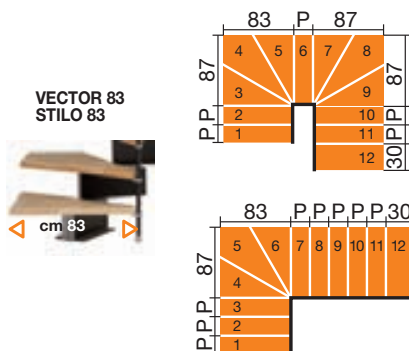
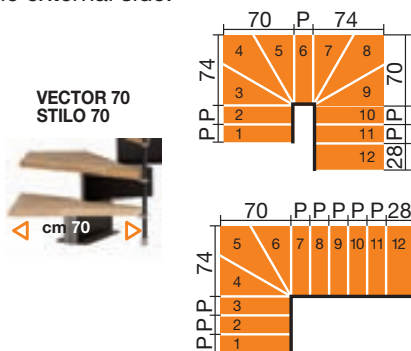


OPEN staircases


GENERAL TECHNICAL FEATURES

While fitting the kit stairs VECTOR and STILO can be adjusted in the riser (a), in the going (p) and in the rotation (clockwise and anticlockwise).

Staircase available in **152** shapes (L/U). Supplied with 12 treads and 13 risers, handrail on the external side.



adjustable riser:
from 18 to 23.5 cm
(VECTOR-STILO 70-83)



adjustable tread:
from 20 to 23 cm (VECTOR-STILO 70)
from 22 to 25 cm (VECTOR-STILO 83)



clockwise and
anticlockwise rotation



13 risers
standard stair

h 273,5-303,5 cm

Standard kit



Modular stairs Vector are made of steel modules and railing available in the following colours:

WHITE, GREY, BLACK

Steps and handrails are made of massive beech with natural finish and Beech light chestnut. The other plastics-made parts are finished in grey.

PACKAGING

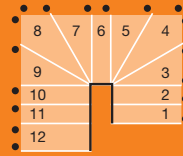
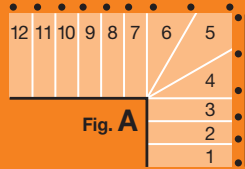
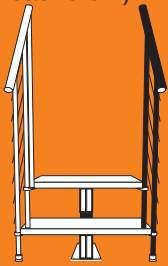


Dim: cm.110x93x74 - **Weight:** from Kg. 190 to 250 - **Volume:** m³ 0,77

External railing kit to be ordered in case of dangerous gaps between the stair and the wall. It is made of 3 spindles, handrail and fixings. (Recommended at least 5 cm).

Vector example

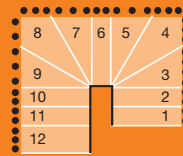
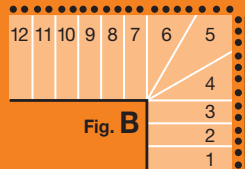
The kit is comprised of 3 spindles, handrail and fixings. To fit the external banister (Fig. A) you need 2 kits of additional banister (6 spindles).



- = 1 spindle
- = 1 Kit (3 spindles)

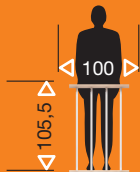
Stilo example

The kit is comprised of 7 spindles, handrail and fixings. To fit the external banister (Fig. B) you need 2 kits of additional banister (13 spindles).

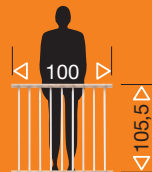


- = 1 spindle
- = 1 Kit (7 spindles)

Kit balustrade for well protection



Kit balustrade **Vector**
 Straight balustrade with 4 spindles
 (1 kit = 1 m)



Kit balustrade **Stilo**
 Straight balustrade with 9 spindles
 (1 kit = 1 m)

Kit steps for a maximum height of 373 cm



+1 kit riser
 254,5-326 cm



+2 kit riser
 272,5-349,5 cm



+3 kit riser
 290,5-373 cm

VECTOR





EHLEVA

VECTOR 70 - VECTOR 83

Wide flexibility of VECTOR 70 and VECTOR 83 through adjustable tread (p) and riser (a) you can obtain 76 different configurations of the stair, thus fitting it to any kind of existing well. You can see the maximum shape sizes in the following diagram.

VECTOR 70



VECTOR 83

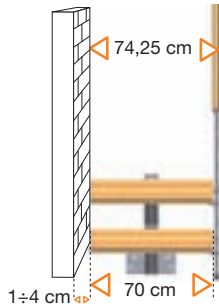


VECTOR 70 STAIR SIZES

Stair's size with double handrail 78,5 cm



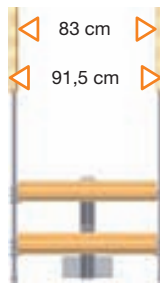
Stair's size with one handrail 74,25 cm



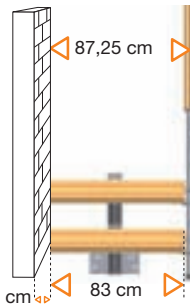
1÷4 cm

VECTOR 83 STAIR SIZES

Stair's size with double handrail 91,5 cm



Stair's size with one handrail 87,25 cm



1÷4 cm



12 steps
13 riser

236,5-302,5 cm
Standard kit

+1 kit
riser

254,5-326 cm
option

+2 kit
riser

272,5-349,5 cm
option

+3 kit
riser

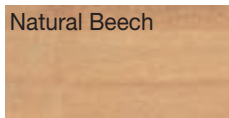
290,5-373 cm
option

Tread kit - maximum height **373 cm**

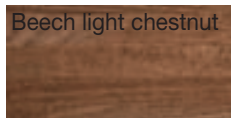
option External balustrade kit

TREADS - HANDRAIL

Natural Beech

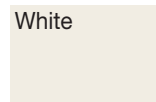


Beech light chestnut




BANISTER-STRUCTURE


White



Grey



Black



Handrail made
of massive wood



Adjustable
tread and riser

advanced modular stair system



Treads and handrail:
colour: **Beech**
Banister and structure:
White

EHLEVA

STILO



EHLEVA

Stilo: modular stair with 2 spindles on every tread



STILO 70 - STILO 83

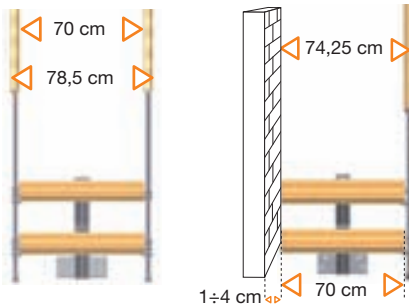
Wide flexibility of STILO 70 and STILO 83 through adjustable tread (p) and riser (a) you can obtain 76 different configurations of the stair, thus fitting it to any kind of existing well. You can see the maximum shape sizes in the following diagram.



STILO 70 STAIR SIZE

Stair's size with double handrail 78,5 cm

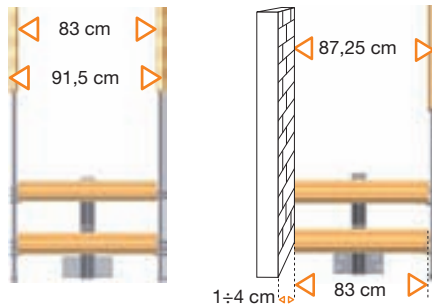
Stair's size with one handrail 74,25 cm



STILO 83 STAIR SIZE

Stair's size with double handrail 91,5 cm

Stair's size with one handrail 87,25 cm



12 steps
13 riser
236,5-302,5 cm
Kit standard

+1 kit
riser

254,5-326 cm

option

+2 kit
riser

272,5-349,5 cm

option

+3 kit
riser

290,5-373 cm

option

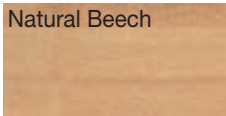
Tread kit - maximum height 373 cm

option

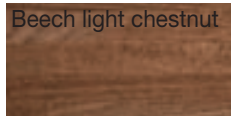
External balustrade kit

TREADS - HANDRAIL

Natural Beech




Beech light chestnut




BANISTER-STRUCTURE


White



Grey



Black



Handrail made
of massive wood



Adjustable
tread and riser

advanced modular stair system



Treads and handrail:
colour:
Beech
Banister and structure:
Black

EHLEVA

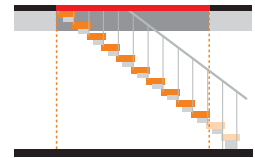
VECTOR 70 - STILO 70

EHLEVA suggests

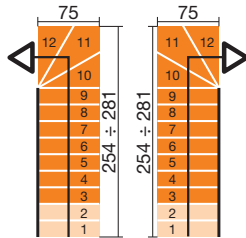
Recommended well opening should have the span of the stair less two steps as minimum dimensions.

If the well opening is **already existing**, find among the different configurations the first one with dimensions lower than the well opening.

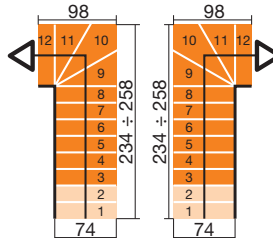
If the well opening **hasn't already been performed**, look for the stair configuration that best fits in your space.



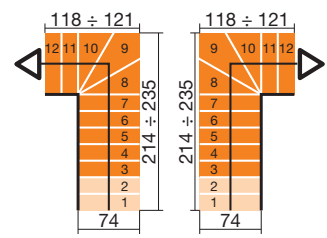
Well opening



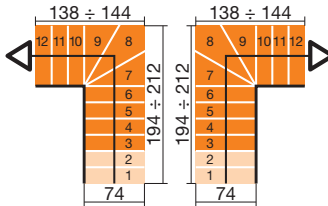
1



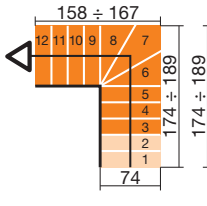
2



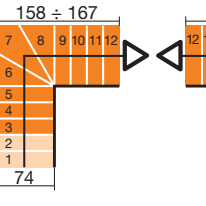
3



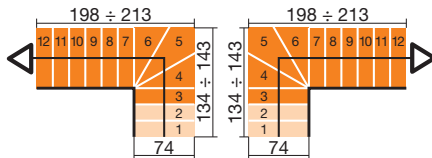
4



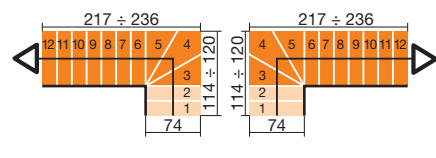
5



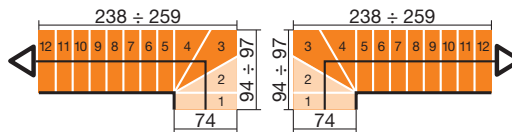
6



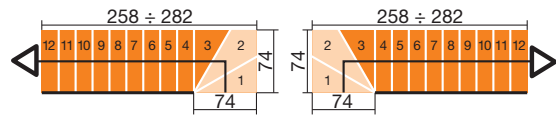
7



8



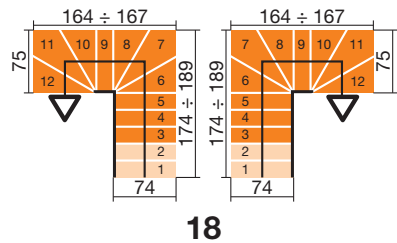
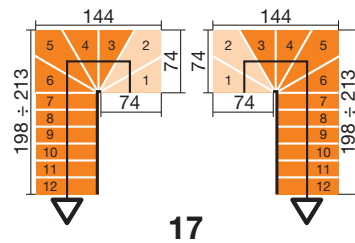
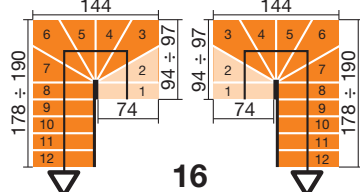
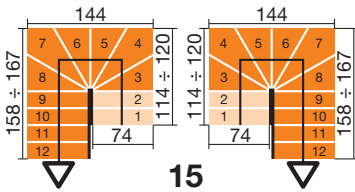
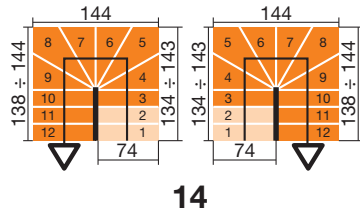
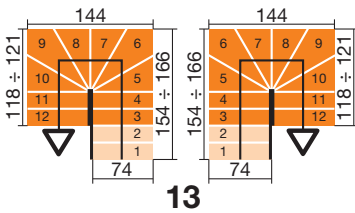
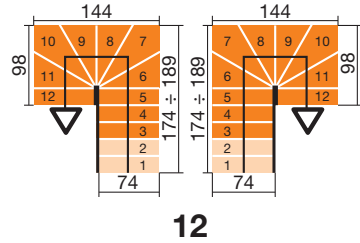
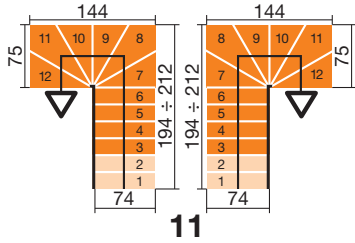
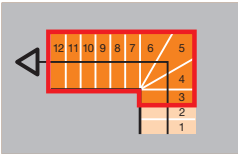
9



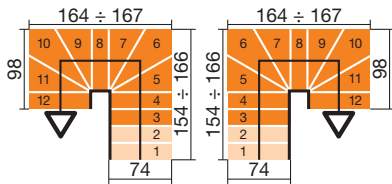
10

12 treads

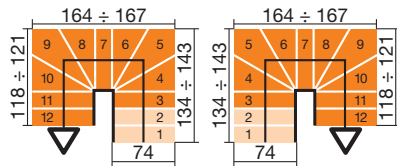
13 risers



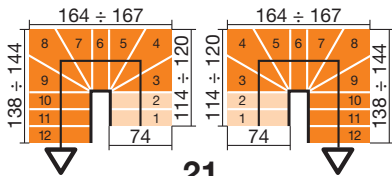
VECTOR 70 - STILO 70



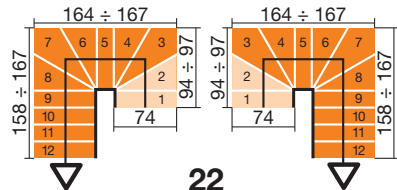
19



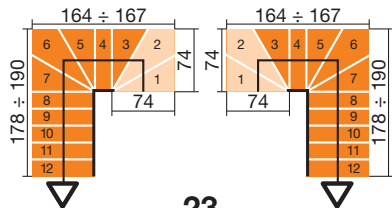
20



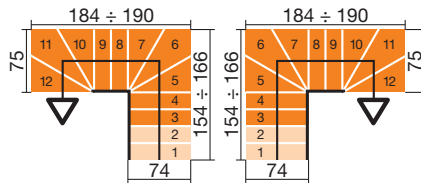
21



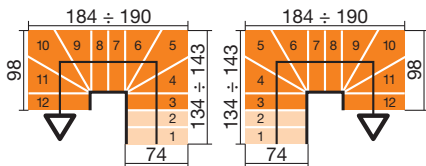
22



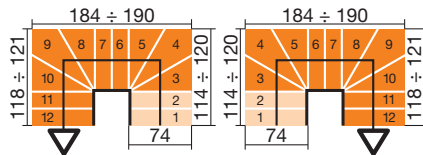
23



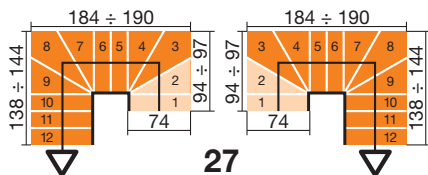
24



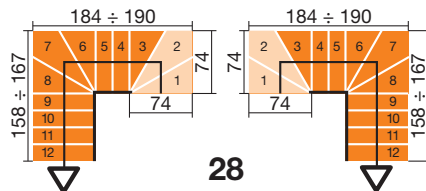
25



26



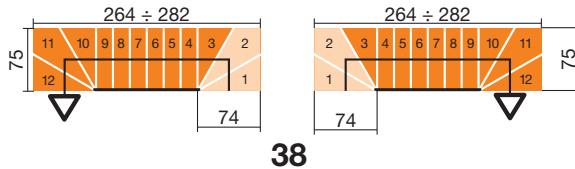
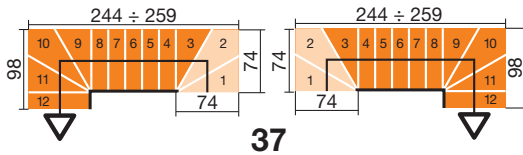
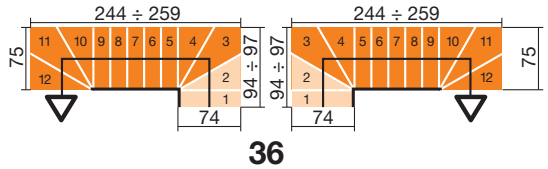
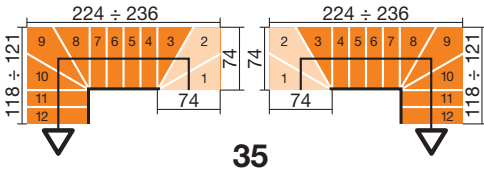
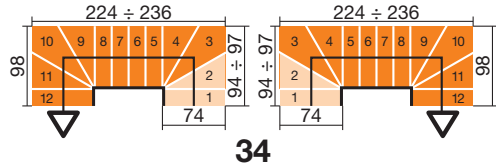
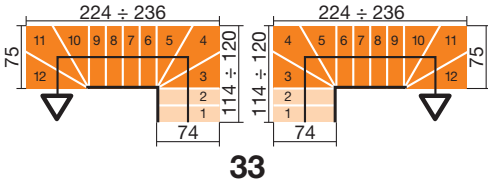
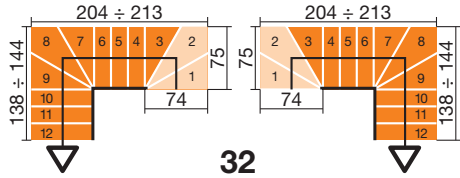
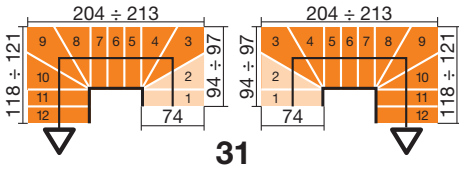
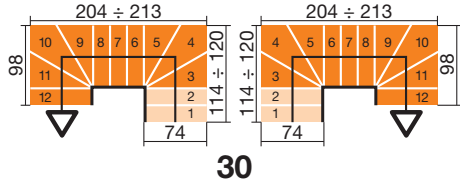
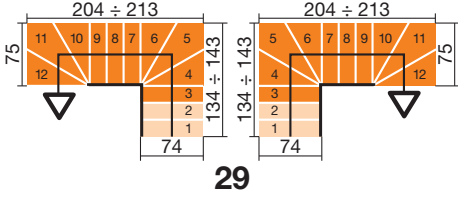
27



28

12 treads

13 risers



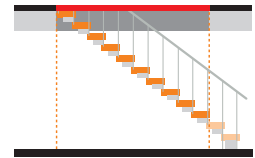
VECTOR 83 - STILO 83

EHLEVA suggests

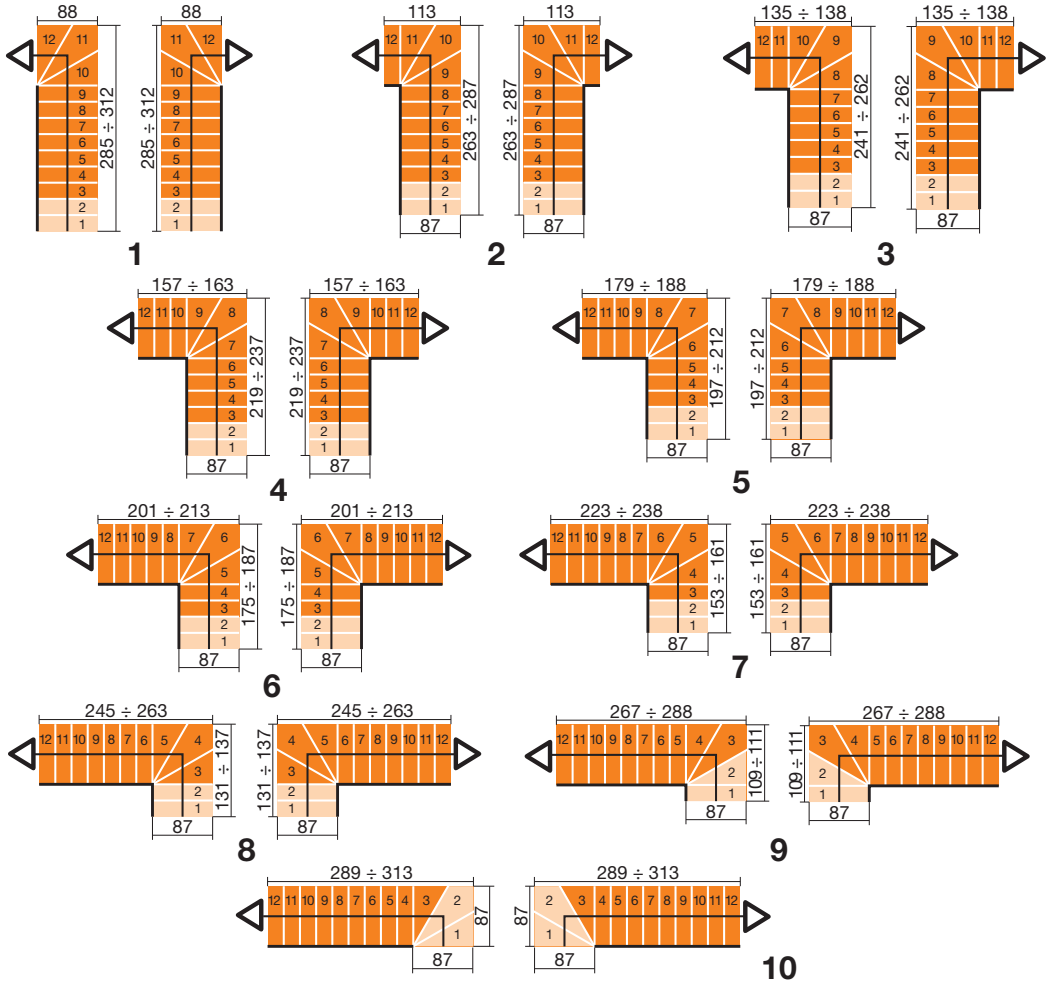
Recommended well opening should have the span of the stair less two steps as minimum dimensions.

If the well opening is already existing, find among the different configurations the first one with dimensions lower than the well opening.

If the well opening hasn't already been performed, look for the stair configuration that best fits in your space.

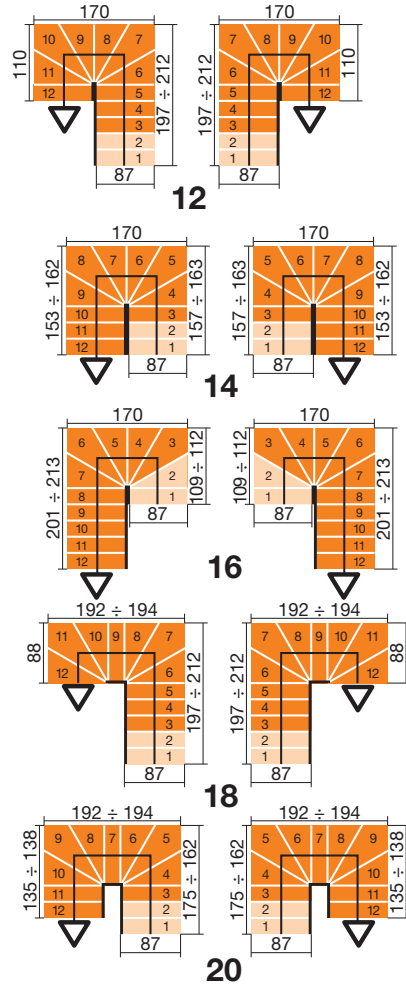
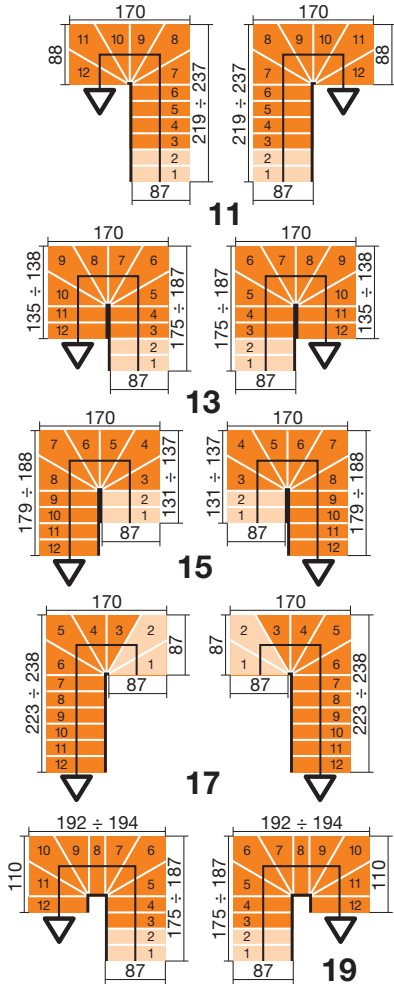
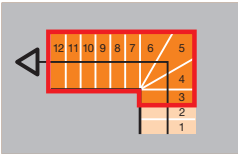


Well opening

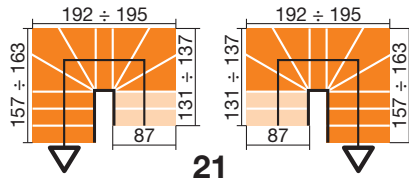


12 treads

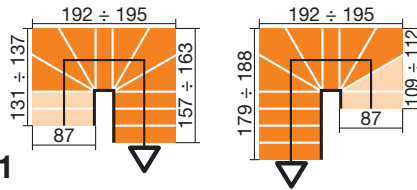
13 risers



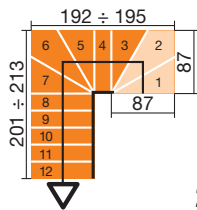
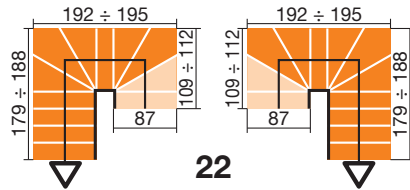
VECTOR 83 - STILO 83



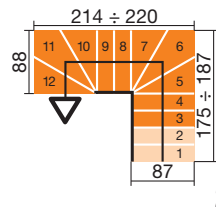
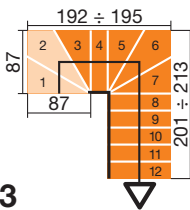
21



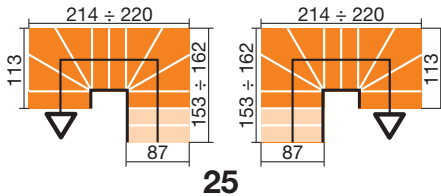
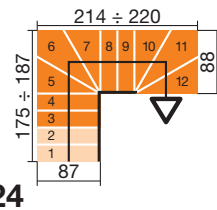
22



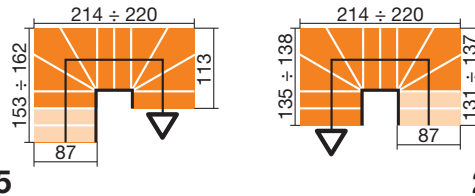
23



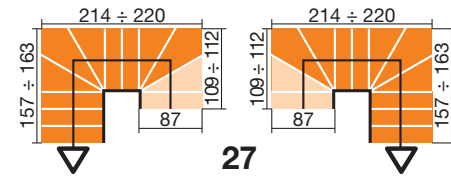
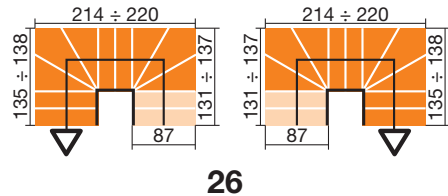
24



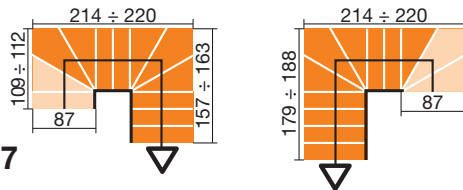
25



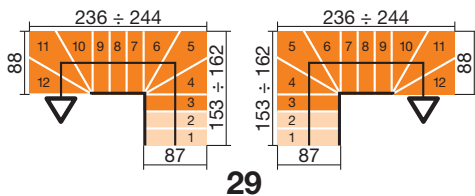
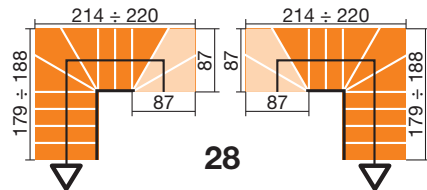
26



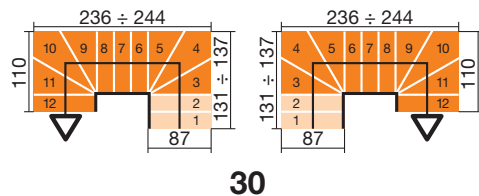
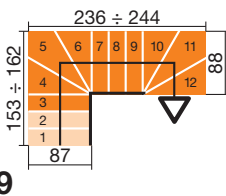
27



28



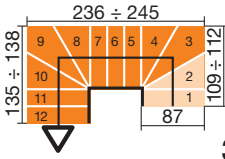
29



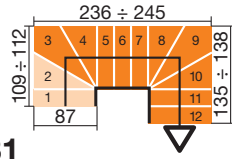
30

12 treads

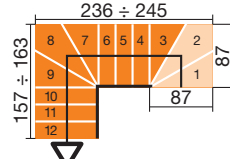
13 risers



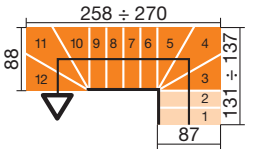
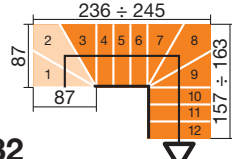
31



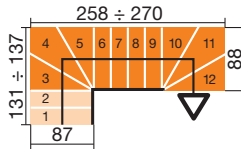
32



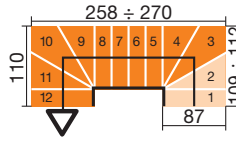
33



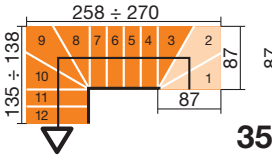
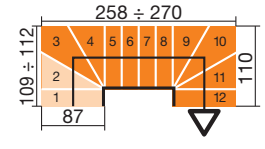
35



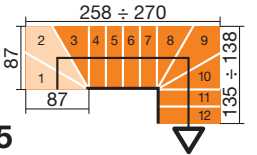
36



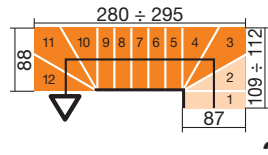
37



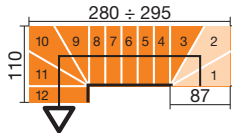
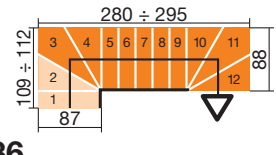
39



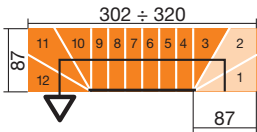
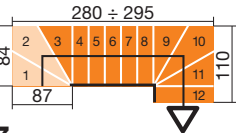
40



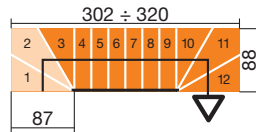
41



43



45



VENUS



Wide flexibility of Venus: through adjustable treads and risers you can obtain several configurations of the stair; thus fitting it to any kind of existing well. You can see the maximum shape sizes in the following diagram.

adjustable riser: from 19 to 23.5 cm



11 steps
12 riser
230,1-279,6 cm
Standard kit

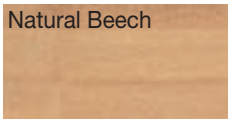
+1 kit riser
249,1-303,1 cm
option

+ 2 kit riser
268,1-326,6 cm
option

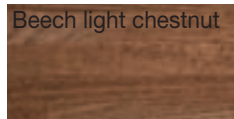
options Tread kit - maximum height **326,6 cm**
External balustrade kit

TREADS

Natural Beech




Beech light chestnut




BANISTER-STRUCTURE


White



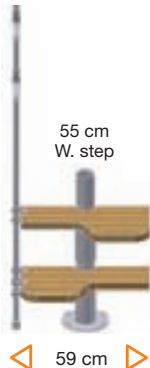
Grey



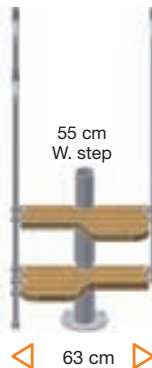
Black



Stair's size with one handrail
59,6 cm

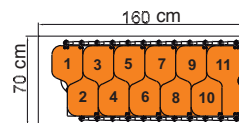
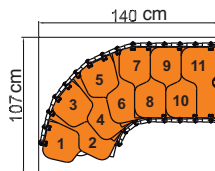
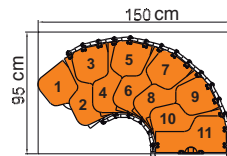
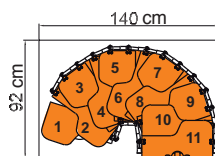
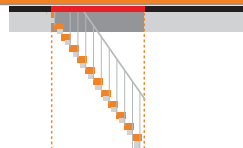


Stair's size with double handrail
63 cm



Well size

The minimum opening size must be as indicated below.



PACKAGING



Dim: cm.134x64x51
Weight: Kg. 120
Volume: m³ 0,43

advanced modular stair system



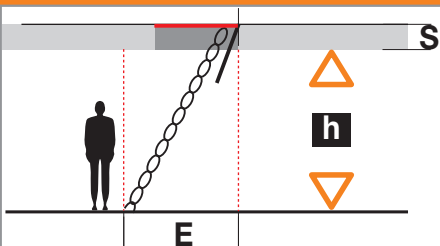
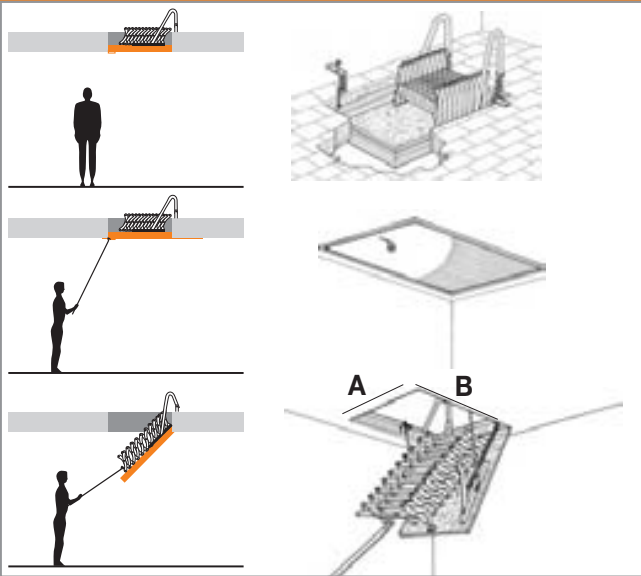
Treads and handrail colour:
Beech
Banister and structure:
White

EHLEVA

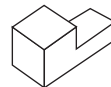
VISION

Retractable staircase for attics with balanced manual operation.

Side handles included in the packaging.



h	251
	300
BxA	80x50
	90x50
	90x70
	100x70
E	120x70
	170
S	25 (Max thickness)



Packaging

- Retractable stair for opening 80x50**
Kg. 34
- Retractable stair for opening 90x50**
Kg. 36
- Retractable stair for opening 90x70**
Kg. 46
- Retractable stair for opening 100x70**
Kg. 48
- Retractable stair for opening 120x70**
Kg. 52

advanced modular stair system



EHLEVA



EHLEVA[®]
By Moberolo spa

Via C. Colombo, 22/a
42046 Reggiolo (RE) Italy

www.moberolo.it
moberolo@moberolo.it

www.ehleva.com
info@ehleva.com

Tel. +39 0522 211811
Fax +39 0522 973139

Fax Export Dept:
+39 0522 973217